



CHANNEL[®]

FOODSERVICE & MATERIAL HANDLING EQUIPMENT

Product Reference Guide



Contents

Accessories	1, 6, 9, 12, 13, 23, 25, & 29	Cooling Shelving Rack	10	Platters.	28
Boat Racks	17	Covers – Bun Pan Racks.	28	Poly Box Racks	15
Bun Pan Racks – Channel Slide	3	Dish Racks - Wall Mount	26	Poly Carts	15
Bun Pan Racks – Economy	1	Display Racks	18	Produce Racks/Cart	17
Bun Pan Racks – Enclosed	5	Dollies	23	Queen Mary.	22
Bun Pan Racks – Half Height	6	Donut Racks	21	Security Cage.	5
Bun Pan Racks – Half Size Pans	7	Dunnage Racks	11	Shelving – Adjustable.	13
Bun Pan Racks – Heavy Duty	3	Dunnage Shelving	12	Shelving – Cantilevered.	13
Bun Pan Racks – Knock Down	2	Enclosed Cabinets	4	Shelving - Dunnage	12
Bun Pan Racks – Nesting	4	Fry Basket Racks	14	Shelving – Keg Racks.	8
Bun Pan Racks – Oven	27	Glass Racks	26	Shelving – Microwave.	10
Bun Pan Racks – Reach-In	7	Hand Trucks	16	Shelving – Wall	10
Bun Pan Racks – Refrigeration	7	In-Flight Shelf Truck	26	Shelving – Wine Storage.	8
Bun Pan Racks – Semi Enclosed.	5	Ingredient Bins	15	Steamtable Pan Racks	20
Bun Pan Racks – Stainless Steel.	1	Keg Storage	8	Stocking Trucks	16
Bun Pan Racks – Standard	1	Lug Racks.	18	Tables – Polytop	17
Bun Pan Racks – Walk-in	2	Lugs.	28	Transport Trucks	22
Bun Pan Racks – Wall Mount	10	Mobile Work Tables	6	Tray Delivery Racks	24
Bun Pan Racks – Wire	2	Oval Tray Racks	26	Tray Drying Racks	22 & 26
Bun Pan Racks – Work Tops	6	Oven Racks.	5	U-Boats	16
Bun Pans	28	Parts	1, 6, 9, 12, 13, 23, 25, & 29	Universal Racks.	21
Bussing Carts	14	Pizza Dough Boxes.	14	Utility / Bussing Carts	22
Cafeteria Tray Racks.	24 & 25	Pizza Dough Box Racks.	15	Utility / Tray Delivery Trucks	22
Can Racks.	9	Pizza Racks.	14	Wall Mounted Glass Racks.	26
Casters, Wheels.	29	Platform Trucks	16	Wall Mounted Sheet Pan Racks.	10
Convection Oven Stand	26	Platter Racks.	19	Wine Storage.	8



Most Channel Mfg. food service products are listed by the National Sanitation Foundation. For specific items, please check the latest NSF Food Service Listing.



Channel Mfg. product information and pricing is available on AutoQuotes.



Reference KCL for CAD and Revit drawings for all Channel Mfg. items. Additional drawings in Revit available upon request.



Channel Manufacturing is a proud supporter, member and sponsor of FCSI.



Product Reference Guide Printing: January 1, 2023
© Copyright 2023 Channel Manufacturing, Inc.



55 Channel Drive • Port Washington, NY 11050
8730 NW 100th Street • Medley, FL 33178
Tel: 516-944-6271 • Fax: 516-944-0625
www.channelmfg.com • Email: sales@channelmfg.com

Custom Sizes Available

Bun Pan Racks



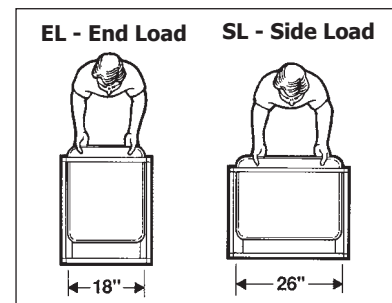
BUN PAN RACKS – ALL WELDED				STANDARD SERIES ALUMINUM CONSTRUCTION		STAINLESS SERIES STAINLESS STEEL CONSTRUCTION		ECONOMY SERIES ALUMINUM CONSTRUCTION	
Spacing/Capacity	H	W	D	MODEL	WT	MODEL	WT	MODEL	WT
EL 1½" / 40	70¼"	20½"	26"	399A	53				
EL 2" / 30	70¼"	20½"	26"	400A	45	400S	75	400AC	40
EL 3" / 20	70¼"	20½"	26"	401A	38	401S	57	401AC	34
EL 4" / 15	70¼"	20½"	26"	402A	32	402S	47	402AC	29
EL 5" / 12	70¼"	20½"	26"	403A	30	403S	41	403AC	27
EL 6" / 10	70¼"	20½"	26"	404A	28	404S	35	404AC	25
EL 2" / 27	64"	20½"	26"	405A	43	405S	70	405AC	37
EL 3" / 18	64"	20½"	26"	406A	35	406S	53	406AC	32
SL 2" / 30	70¼"	28½"	18"	410A	43	410S	70	410AC	38
SL 3" / 20	70¼"	28½"	18"	411A	33	411S	55	411AC	30
SL 4" / 15	70¼"	28½"	18"	412A	30	412S	44	412AC	27
SL 5" / 12	70¼"	28½"	18"	413A	28	413S	38	413AC	25
SL 6" / 10	70¼"	28½"	18"	414A	26	414S	33	414AC	23
SL 2" / 27	64"	28½"	18"	415A	40	415S	65	415AC	35
SL 3" / 18	64"	28½"	18"	416A	35	416S	50	416AC	30

AVAILABLE OPTIONS / UPGRADES

(visit www.channelmfg.com or AutoQuotes for complete list)

- /009 - Pan Stop - Aluminum
- /010 - Pan Stop - Stainless Steel
- /011 - Caster Brakes (set of 2)
- /015 - Pan Stop - Web-Strap
- /022 - Corner Bumpers (2)
- /024 - Corner Bumpers (4)
- /052 - Caster Upgrade, Heavy Duty
- /5B - Caster Brakes, Heavy Duty (set of 2)
- /2W - Double Welded Runners
- /A - Work Top - Aluminum
- /AF - Adjustable Feet (set of 4)
- /BA - Solid Bottom - Aluminum
- /BS - Solid Bottom - Stainless
- /FF - Steel Flanged Feet (set of 4)
- /H24 - 24"H Dunnage Dolly Handle
- /H36 - 36"H Dunnage Dolly Handle
- /P - Work Top - Poly
- /PB - Perimeter Bumpers (set of 4)
- /PH-10 - Pull Handle
- /PP - Prison Package
- /S - Work Top - Stainless Steel
- /SW - Seal Weld
- /VB - Vertical Bumpers (set of 4)

Holds standard 18" x 26" or 13" x 18" bun pans (2 per shelf, end loading racks only) and 17" x 25" fryer screens. Available in double sections.






Bun Pan Racks



BUN PAN RACKS – KNOCK DOWN				KNOCK DOWN SERIES ALUMINUM CONSTRUCTION		HD KNOCK DOWN SERIES ALUMINUM CONSTRUCTION	
Spacing/Capacity	H	W	D	MODEL	WT	MODEL	WT
EL 3" / 20	69¼"	20½"	26"	401AKD	33	HDKD20	38
EL 4" / 15	69¼"	20½"	26"	402AKD	29		
EL 5" / 12	69¼"	20½"	26"	403AKD	26		
EL 3" / 18	63¼"	20½"	26"	406AKD	31		
SL 3" / 20	69¼"	28½"	18"	411AKD	29		
EL 3" / 9	36"	20½"	26"	425AKD	22		
EL 4" / 7	36"	20½"	26"	426AKD	21		

1½" pan slides will accommodate 18" x 26" or 13" x 18" bun pans.



401AKD



HDKD20



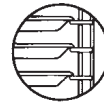
425AKD



560N



Angle Slides Hold Pans Securely From The Bottom



Wire Slides Hold Pans Securely From The Lip



WA03

BUN PAN RACKS – WIRE PAN SLIDE				STANDARD SERIES ALUMINUM CONSTRUCTION		STAINLESS SERIES STAINLESS STEEL CONSTRUCTION	
Spacing/Capacity	H	W	D	MODEL	WT	MODEL	WT
EL 1½" / 36	68½"	20½"	25"	560N	70	560NS	81
EL 1½" / 33	63½"	20½"	25"	566N	65	566NS	72
EL 1½" / 18	38½"	20½"	25"	564N	40	564NS	46

BUN PAN RACKS – WALK-IN				STANDARD SERIES ALUMINUM CONSTRUCTION		STAINLESS SERIES STAINLESS STEEL CONSTRUCTION	
Spacing/Capacity	H	W	D	MODEL	WT	MODEL	WT
EL 2" / 27	64"	20½"	26"	WA02	43	WS02	70
EL 3" / 18	64"	20½"	26"	WA03	35	WS03	53
EL 4" / 13	64"	20½"	26"	WA04	31	WS04	44
EL 5" / 11	64"	20½"	26"	WA05	29	WS05	40

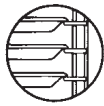
Bun Pan Racks

CHANNEL SLIDE – STANDARD SERIES					
ALUMINUM CONSTRUCTION					
MODEL	Spacing/Capacity	H	W	D	WT
570AC	EL 1½" / 39	70"	21½"	26"	43
571AC	SL 1½" / 39	70"	29½"	18"	40
570AC6	EL 1½" / 36	64"	21½"	26"	41
571AC6	SL 1½" / 36	64"	29½"	18"	38

CHANNEL SLIDE – HEAVY-DUTY SERIES					
ALUMINUM CONSTRUCTION					
MODEL	Spacing/Capacity	H	W	D	WT
AXD570	EL 1½" / 39	70"	22"	26"	58
AXD5706	EL 1½" / 35	64"	22"	26"	54
AXD5703	EL 1½" / 18	36"	22"	26"	34



Angle Slide Models Hold Pans Securely From The Bottom



Channel Slide Models Hold Pans Securely From The Lip

AXD SERIES
IDEAL FOR
CORRECTIONAL
FACILITY USE
WITH OPTIONAL
ACCESSORY: /PP



571AC Side Load

570AC End Load




AXD570



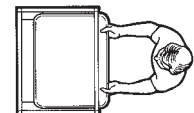
AXD1820

BUN PAN RACKS – LIFETIME SERIES					
ALUMINUM CONSTRUCTION					
END LOAD	Spacing / Capacity	H	W	D	WT
AXD1830	2" / 30	70"	22"	26"	60
AXD1820	3" / 20	70"	22"	26"	50
AXD1815	4" / 15	70"	22"	26"	45
AXD1812	5" / 12	70"	22"	26"	42
AXD1810	6" / 10	70"	22"	26"	40
AXD1808	8" / 8	70"	22"	26"	38
AXD1818	3" / 18	64"	22"	26"	58
AXD1825	3" / 9	36"	22"	26"	35
SIDE LOAD	Spacing / Capacity	H	W	D	WT
AXD2830	2" / 30	70"	29"	18"	60
AXD2820	3" / 20	70"	29"	18"	50
AXD2815	4" / 15	70"	29"	18"	45
AXD2812	5" / 12	70"	29"	18"	42
AXD2810	6" / 10	70"	29"	18"	40
AXD2808	8" / 8	70"	29"	18"	38
AXD2818	3" / 18	64"	29"	18"	58
AXD2825	3" / 9	36"	29"	18"	35

EL - End Load



SL - Side Load






Bun Pan Racks - Nesting



401AN



401AN-HD




LPNB-20



401AN-U



401AN-U



401AN

BUN PAN RACKS – NESTING				STANDARD SERIES ALUMINUM CONST.		STAINLESS SERIES STAINLESS STEEL CONST.		HEAVY-DUTY * ALUMINUM CONST.		LO PROFILE * ALUMINUM CONST.		U-SHAPED ALUMINUM CONST.	
END LOAD													
Spacing/Capacity	H	W *	D	MODEL	WT	MODEL	WT	MODEL *	WT	MODEL	WT	MODEL	WT
EL 2" / 30	70¼"	20½"	26"	400AN	45	400SN	64	400AN-HD	58			400AN-U	50
EL 3" / 20	70¼"	20½"	26"	401AN	36	401SN	55	401AN-HD	52	LPNB-20	32	401AN-U	40
EL 4" / 15	70¼"	20½"	26"	402AN	31	402SN	45	402AN-HD	46	LPNB-15	30	402AN-U	35
EL 5" / 12	70¼"	20½"	26"	403AN	29	403SN	39	403AN-HD	43	LPNB-12	28	403AN-U	31
EL 6" / 10	70¼"	20½"	26"	404AN	27	404SN	33	404AN-HD	40	LPNB-10	26	404AN-U	28
EL 2" / 27	64"	20½"	26"	405AN	42	405SN	60	405AN-HD	56			405AN-U	48
EL 3" / 18	64"	20½"	26"	406AN	34	406SN	52	406AN-HD	48	LPNB-18	31	406AN-U	38
EL 3" / 9	36"	20½"	26"	425AN	24	425SN	40	425AN-HD	45			425AN-U	28
EL 4" / 7	36"	20½"	26"	426AN	22	426SN	37	426AN-HD	38			426AN-U	26

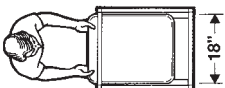
*Heavy-Duty Series, End Load (EL) models, width is 21"W.

*Lo Profile Series also available in Stainless Steel: LPNS.

SIDE LOAD													
Spacing/Capacity	H	W *	D	MODEL	WT	MODEL	WT	MODEL *	WT	MODEL	WT	MODEL	WT
SL 2" / 30	70¼"	28½"	18"	410AN	45	410SN	64	410AN-HD	58			410AN-U	50
SL 3" / 20	70¼"	28½"	18"	411AN	36	411SN	55	411AN-HD	52			411AN-U	40
SL 4" / 15	70¼"	28½"	18"	412AN	31	412SN	45	412AN-HD	46			412AN-U	35
SL 5" / 12	70¼"	28½"	18"	413AN	29	413SN	39	413AN-HD	43			413AN-U	31
SL 6" / 10	70¼"	28½"	18"	414AN	27	414SN	33	414AN-HD	40			414AN-U	28
SL 2" / 27	64"	28½"	18"	415AN	42	415SN	60	415AN-HD	56			415AN-U	48
SL 3" / 18	64"	28½"	18"	416AN	34	416SN	52	416AN-HD	48			416AN-U	38

*Heavy-Duty Series, Side Load (SL) models, width is 29"W.

EL - End Load

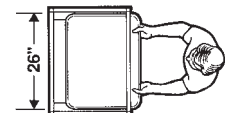


Custom Sizes Available



Racks nest to save valuable floor space when not in use.

SL - Side Load



Enclosed & Semi-Enclosed Cabinets / Security Cages

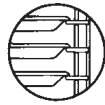
SEMI-ENCLOSED BUN PAN RACKS						
ALUMINUM CONSTRUCTION						
Model	Spacing/Capacity	H	W	D	WT	
620	EL 1 1/2" / 40	70"	21"	26"	60	
616	EL 1 1/2" / 38	64"	21"	26"	50	
615	EL 1 1/2" / 16	33"	21"	26"	33	



620



615



Channel Slide Models
Hold Pans Securely
From The Lip

Custom Sizes Available

ENCLOSED BUN PAN RACKS						
ALUMINUM CONSTRUCTION						
Model	Spacing/Capacity	H	W	D	WT	
53C	EL 1 1/2" / 40	66 1/2"	20 1/2"	27 1/2"	112	
56C	EL 1 1/2" / 20	36 1/2"	20 1/2"	27 1/2"	75	

- The 53C and 56C are equipped with a side door latch designed to hold the door open at 270 degrees, right-side mounted door hinges, and a lockable door latch.



56C

53C

HEAVY-DUTY ENCLOSED BUN PAN RACK						
ALUMINUM CONSTRUCTION						
Model	Spacing/Capacity	H	W	D	WT	
ENC4018	EL 1 1/2" / 40	71 1/2"	23 1/2"	29"	120	

- The ENC4018 is equipped with right-side mounted door hinges, a lockable door latch, perimeter bumpers, air-flow vents on rear panel, fold away hinged handles for easy ergonomic mobility, and a side door latch designed to hold door open at 270 degrees (as pictured below).

SECURITY CAGE - ALL WELDED							
ALUMINUM CONSTRUCTION							
Model	Type	Shelf Spacing	H	W	D	WT	
CSC-2749M	Mobile	19 7/8"	71"	49"	27"	190	
CSC-2749	Stationary	19 7/8"	71"	49"	27"	180	



CSC-2749M



ENC4018
shown with door held open to 270 degrees.



Mobile Work Tables / Under-Counter / Half Height



425A



425A/P
Shown with
Optional Poly Top /P



425AKD



RG101

UNDER-COUNTER/ HALF HEIGHT				STANDARD SERIES ALUMINUM CONSTRUCTION		STAINLESS SERIES STAINLESS STEEL CONST.		KNOCK DOWN SERIES ALUMINUM CONSTRUCTION		HEAVY-DUTY SERIES ALUMINUM CONSTRUCTION		OUTRIGGER SLICER STAND ALUMINUM CONST. STAINLESS TOP	
Spacing / Capacity	H	W*	D	MODEL	WT	MODEL	WT	MODEL	WT	MODEL	WT	MODEL	WT
REGULAR 1/2 SIZE													
EL 3" / 9	36"	20½"	26"	425A	24	425S	37	425AKD	22	AXD1825*	35		
EL 4" / 7	36"	20½"	26"	426A	22	426S	34	426AKD	21				
EL 5" / 5	34½"	20½"	26"	427A	20	427S	30						
SL 3" / 9	36"	28½"	18"	428A	22	428S	33						
SL 4" / 7	36"	28½"	18"	429A	21	429S	30						
UNDER-COUNTER													
EL 3" / 8	32"	20½"	26"	430A	23	430S	36					RG101	36
EL 4" / 6	32"	20½"	26"	431A	21	431S	32					RG102	33
EL 3" / 5	23"	20½"	26"	432A	20	432S	31						

*Heavy-Duty Series (AXD) width is 22"W

WORK TOP OPTIONS: /A Aluminum /S Stainless Steel /P Poly Top

**Custom
Sizes
Available**

ANGLE PAN SLIDE ALUMINUM CONSTRUCTION w/ POLYTOP						
MODEL	Spacing/ Capacity	H	W	D	WT	
DOUBLE SECTION WITH OPEN SHELF - POLY TOP						
MW245/P	EL5" / 4	31½"	48"	24"	59	
MW247/P	EL3" / 7	31½"	48"	24"	64	
DOUBLE SECTION WITH OPEN SHELF - STAINLESS TOP						
MW245/S	EL5" / 4	31½"	48"	24"	59	
SINGLE SECTION						
BPRE-5/P	EL5" / 5	34½"	20½"	26"	32	
BPRE-6/P	EL3" / 8	34½"	20½"	26"	36	
DOUBLE SECTION						
DS2410/P	EL5" / 8	31"	40"	24"	59	
DS2414/P	EL3" / 14	31"	40"	24"	64	



BPRE-5/P

WIRE PAN SLIDE ALUMINUM CONSTRUCTION w/ POLYTOP						
MODEL	Spacing/ Capacity	H	W	D	WT	
565/P	EL 1½" / 30	31½"	42"	25"	86	
567/P	EL 1½" / 15	31½"	20½"	25"	45	



567/P



DS2414/P



Reach-in Refrigeration Racks



RIR-16



RIW-29



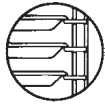
RIR-7



RIW-13



Angle Slides Hold Pans Securely From The Bottom



Wire Slides Hold Pans Securely From The Lip

REACH-IN BUN PAN RACKS				STANDARD SERIES ALUMINUM CONSTRUCTION		STAINLESS SERIES STAINLESS STEEL CONST.		KNOCKDOWN SERIES ALUMINUM CONSTRUCTION	
Spacing/Capacity	H	W	D	MODEL	WT	MODEL	WT	MODEL	WT
EL 3" / 7	23"	20½"	23"	RIR-7	13	RIR-7S	20	RIR-7KD	14
EL 2" / 10	23"	20½"	23"	RIR-10	15	RIR-10S	23	RIR-10KD	16
EL 3" / 16	51"	20½"	23"	RIR-16	23	RIR-16S	35	RIR-16KD	24
EL 2" / 24	51"	20½"	23"	RIR-24	29	RIR-24S	44	RIR-24KD	30
WIRE REACH-IN BUN PAN RACKS									
EL 1½" / 13	23"	20½"	25"	RIW-13	27	RIW-13S	32		
EL 1½" / 29	51"	20½"	25"	RIW-29	65	RIW-29S	72		



RIUTR-16



RIUTR-7

Custom Sizes Available

Half Size Pan Rack

HALF SIZED BUN PAN RACKS ALUMINUM CONSTRUCTION					
MODEL	Spacing/ Capacity	H	W	D	WT
STANDARD CONSTRUCTION					
HT307	3" / 7	30"	15½"	18"	15
TT307*	3" / 7	24"	15½"	18"	12
HT315	3" / 15	54"	15½"	18"	21
NESTING CONSTRUCTION					
HT307N	3" / 7	30"	15½"	18"	15
HT315N	3" / 15	54"	15½"	18"	21

Accommodates 13" x 18" sheet pans.
* Tabletop model, no casters.



HT307N



HT307
Shown with
Optional Poly Top /P

REACH-IN UNIVERSAL TRAY RACK ALUMINUM CONSTRUCTION				
MODEL	SPACING / CAPACITY	H	W	D
RIUTR-7	EL 3" / 7	23"	20½"	23"
RIUTR-4	EL 5" / 4	23"	20½"	23"
RIUTR-16	EL 3" / 16	51"	20½"	23"
RIUTR-10	EL 5" / 10	51"	20½"	23"





Keg & Wine Storage

KEG STORAGE RACKS - SINGLE DEEP

ALUMINUM CONSTRUCTION

MODEL	H	W	D	CAPACITY	WT.
KEG STORAGE RACK - ALL-WELDED					
KSR48	55"	48"	20"	4 Kegs	35
KSR72	55"	71½"	20"	8 Kegs	50
KEG STORAGE RACK - ADJUSTABLE					
INCLUDES UPRIGHTS (set of 4)					
KAR42	68"	42"	17"	4 Kegs	44
KAR48	68"	48"	17"	4 Kegs	48
KAR60	68"	60"	17"	6 Kegs	52
KAR80*	68"	80"	17"	8 Kegs	62
KAR93*	68"	93"	17"	10 Kegs	78

*Includes 6 uprights.

KEG STORAGE RACKS - DOUBLE DEEP

ALUMINUM CONSTRUCTION

MODEL	H	W	D	CAPACITY	WT.
KEG STORAGE RACK - ALL-WELDED					
KSR48-DD	55"	48"	40"	8 Kegs	50
KSR72-DD	55"	71½"	40"	16 Kegs	80
KEG STORAGE RACK - ADJUSTABLE					
INCLUDES UPRIGHTS (set of 4)					
KAR42-DD	68"	42"	34"	8 Kegs	77
KAR48-DD	68"	48"	34"	8 Kegs	84
KAR60-DD	68"	60"	34"	12 Kegs	91
KAR80-DD*	68"	80"	34"	16 Kegs	108
KAR93-DD*	68"	93"	34"	20 Kegs	136

*Includes 6 uprights.

**Custom Sizes
Made to Order**

MODEL	H	W	D	CAPACITY	WT.
OPTIONAL ACCESSORIES - SINGLE DEEP					
KEG STOPS - FOR ADJUSTABLE KEG RACKS (1ea.)					
/KS142	2"	42"	17"	4 Kegs	8
/KS148	2"	48"	17"	4 Kegs	8
/KS160	2"	60"	17"	6 Kegs	10
/KS180	2"	80"	17"	8 Kegs	13
/KS193	2"	93"	17"	10 Kegs	14
UPRIGHTS - FOR ADJUSTABLE KEG RACKS (set of 4)					
KARPOLE68	68"	1-5/16" DIA.			13

Custom height also available. Contact factory for details.

MODEL	H	W	D	CAPACITY	WT.
OPTIONAL ACCESSORIES - DOUBLE DEEP					
KEG STOPS - FOR ADJUSTABLE KEG RACKS (1ea.)					
/KS142-DD	2"	42"	34"	8 Kegs	13
/KS148-DD	2"	48"	34"	8 Kegs	13
/KS160-DD	2"	60"	34"	12 Kegs	17
/KS180-DD	2"	80"	34"	16 Kegs	22
/KS193-DD	2"	93"	34"	20 Kegs	24
UPRIGHTS - FOR ADJUSTABLE KEG RACKS (set of 4)					
KARPOLE68	68"	1-5/16" DIA.			13

Custom height also available. Contact factory for details.



KDA17

KDR136



KSR72



MODEL	H	W	D	CAPACITY	WT.
KEG DUNNAGE RACK					
KDR136	12"	36"	18"	2 Kegs	12
KDR148	12"	48"	18"	3 Kegs	14
KEG DOLLY					
KDA17	4"	17"	17"	1 Keg	15

WINE STORAGE SHELVING ALUMINUM CONSTRUCTION

MODEL	Shelves / Capacity	H	W	D	WT
WSS-1152	11 / 110	55"	21½"	25"	150

Wine Storage Shelf is completely customizable based on the number of shelves required, the number of bottles stored wide per shelf, and the number of bottles stored deep per shelf.



KAR60
shown w/ two optional
/KS160 Keg Stops



KAR60-DD
shown with optional
/KS160-DD Keg Stop



WSS-1152

WSS = Category.
11 = # of shelves.
5 = # of bottles wide per shelf.
2 = # of bottles deep per shelf.

Can Racks



CSR-9M



CSR-99M



CSR-156

FULL SIZE CAN RACKS				HEAVY-DUTY SERIES		STANDARD SERIES	
Capacity: 162 – #10 Cans				ALUMINUM CONSTRUCTION		ALUMINUM CONSTRUCTION	
TYPE	H	W	D	MODEL	WT	MODEL	WT
STATIONARY	76"	25½"	35"	CSR-99	75	CSR-9	53
MOBILE	82¼"	25½"	35"	CSR-99M	115	CSR-9M	73

FIRST IN / FIRST OUT CAN RACKS					
ALUMINUM CONSTRUCTION - Capacity: 156 – #10 Cans					
MODEL	TYPE	H	W	D	WT
CSR-156	STATIONARY	82"	25⅝"	42¼"	165
CSR-156M	MOBILE	79"	25⅝"	42¼"	185

HALF SIZE MOBILE - ALL-WELDED CAN RACKS					
ALUMINUM CONSTRUCTION					
Model	72 – #10 CANS	H	W	D	WT
CSR-4M	Aluminum Top	43"	25¾"	35¼"	43
CSR-44M	Aluminum Top - HD	43"	25¾"	35¼"	48
CSR-4MP	Poly Top	43"	25¾"	35¼"	57
CSR-4MS	Stainless Steel Top	43"	25¾"	35¼"	48
Model	54 – #10 CANS	H	W	D	WT
CSR-3	No Top	34"	25¾"	35¼"	30
CSR-3M	Aluminum Top	34"	25¾"	35¼"	39
CSR-3MP	Poly Top	34"	25¾"	35¼"	53
CSR-33MP	Poly Top - HD	34"	25¾"	35¼"	58
CSR-3MS	Stainless Steel Top	34"	25¾"	35¼"	44

CAN AND BOX STORAGE RACK					
ALUMINUM CONSTRUCTION					
Model	80 – #10 CANS	H	W	D	WT
CSBR-80	STATIONARY	76"	25½"	35"	75
CSBR-80M	MOBILE	82¼"	25½"	35"	115



CSBR-80M



CSR-4M

Perfect for storing both cans and boxes.

OPTIONS:


- /011 Caster Brakes (set of 2)
- /052 HD 5"x2" Plate Caster Upgrade (set of 4)
- /5B HD Caster Brakes (set of 2)





Shelving

WALL SHELVING	TUBULAR ALUMINUM CONSTRUCTION		SOLID KNOCK DOWN ALUMINUM CONSTRUCTION		SOLID KNOCK DOWN STAINLESS CONSTRUCTION		T-BAR ALUMINUM CONSTRUCTION	
SIZE D-W	MODEL	WT	MODEL	WT	MODEL	WT	MODEL	WT
12" x 24"	TWS1224	9	AWS1224	9	SWS1224	10		
12" x 36"	TWS1236	11	AWS1236	11	SWS1236	12	TBWS2036	10
12" x 48"	TWS1248	13	AWS1248	13	SWS1248	14	TBWS2048	12
12" x 60"	TWS1260	15			SWS1260	16	TBWS2060	14
18" x 36"	TWS1836	16						
18" x 48"	TWS1848	18						
18" x 60"	TWS1860	20						



TWS1260

shown with optional Pot Hooks and Bar /PH (set of 5)



AWS1248



TBWS2036

shown with optional Pot Hooks and Bar /PH (set of 5)



AWS1248

MICROWAVE WALL SHELVING		
STAINLESS CONSTRUCTION		
MODEL	SIZE D-W	WT
MWS1824	18" x 24"	15
MWS2424	24" x 24"	20



MWS1824

WALL MOUNTED SHEET PAN RACK

ALUMINUM CONSTRUCTION

Model	Spacing/Capacity	Tray Size	H	W	D	WT
HALF-SIZE PANS						
AWM-5	SL 3" / 5	13" x 18"	17"	20½"	13"	12
HALF-SIZE PANS - double section						
AWM-10	SL 3" / 10	13" x 18"	17"	40"	13"	20
FULL-SIZE PANS						
AWM-6	SL 3" / 6	18" x 26"	20"	28½"	18"	15

**Mounting Hardware not included.



AWM-6

MOBILE COOLING SHELVING

ALUMINUM CONSTRUCTION

MODEL	Shelves / Capacity	H	W	D	WT
568	7 / 9"	70½"	58½"	19"	140
569	6 / 11"	70½"	47½"	25"	102

Shelves are made of removable plated steel wire.



568

569

For further details, see complete specifications at channelmfg.com or AutoQuotes.

Dunnage Racks

TUBULAR DUNNAGE RACKS								
STANDARD SERIES 2,200 lb. Capacity			STAINLESS SERIES 4,000 lb. Capacity		PROMO SERIES 2,000 lb. Capacity		KNOCK DOWN SERIES 2,200 lb. Capacity	
SIZE DxW	MODEL	WT	MODEL	WT	MODEL	WT	MODEL	WT
12" x 18"					ADE1218	7		
14" x 24"					ADE1424	7		
14" x 36"					ADE1436	8		
14" x 48"					ADE1448	10		
14" x 60"					ADE1460	11		
18" x 24"					ADE1824	8		
18" x 36"					ADE1836	9		
18" x 48"					ADE1848	11		
18" x 60"					ADE1860	12		
20" x 24"	ED2024	11	ES2024	14	ADE2024	8	ADE2024KD	9
20" x 36"	ED2036	12	ES2036	16	ADE2036	9	ADE2036KD	11
20" x 42"	ED2042	13	ES2042	18	ADE2042	10		
20" x 48"	ED2048	14	ES2048	20	ADE2048	11	ADE2048KD	13
20" x 54"	ED2054	15	ES2054	22	ADE2054	12		
20" x 60"	ED2060	16	ES2060	24	ADE2060	13		
20" x 72"	ED2072*	19	ES2072*	28	ADE2072*	13		
24" x 24"	ED2424	12			ADE2424	9		
24" x 36"	ED2436	13			ADE2436	11		
24" x 42"	ED2442	14			ADE2442	13		
24" x 48"	ED2448	15			ADE2448	14		
24" x 54"	ED2454	16			ADE2454	15		
24" x 60"	ED2460	17			ADE2460	16		
24" x 72"	ED2472*	20			ADE2472*	16		

* 72" wide Dunnage Racks include extra set of legs (center).
12" height standard. Add /6 or /8 after model number for 6" height or 8" height.



ED2036
STANDARD SERIES



**Custom
Sizes
Available**



ES2036
STAINLESS SERIES



CA2048
STANDARD SERIES



ADR2048
PROMO SERIES



ADE2048
PROMO SERIES



HD2048
HEAVY-DUTY SERIES



ADE2048KD
KNOCK DOWN SERIES
(/6 or /8 not available for knock down series)



EXD2048
LIFETIME SERIES
(/6 or /8 not available for EXD Series)

C-CHANNEL DUNNAGE RACKS 12"H Standard. Add /6 or /8 after model number for 6"H or 8"H.								
STANDARD SERIES C-Channel Style 2,500 lb. Capacity			HEAVY-DUTY SERIES 4" Wide E-Channel 3,000 lb. Capacity		PROMO SERIES C-Channel Style 2,200 lb. Capacity		LIFETIME SERIES E-Channel, Gusset Legs 3,500 lb. Capacity	
SIZE DxW	MODEL	WT	MODEL	WT	MODEL	WT	MODEL	WT
20" x 24"	CA2024	12	HD2024	12	ADR2024	6		
20" x 36"	CA2036	13	HD2036	13	ADR2036	8	EXD2036	14
20" x 42"	CA2042	14	HD2042	14	ADR2042	10	EXD2042	15
20" x 48"	CA2048	15	HD2048	15	ADR2048	11	EXD2048	16
20" x 54"	CA2054	16	HD2054	16	ADR2054	13	EXD2054	17
20" x 60"	CA2060	17	HD2060	17	ADR2060	14	EXD2060	18
20" x 72"	CA2072*	20	HD2072*	19				
24" x 24"	CA2424	13	HD2424	13				
24" x 36"	CA2436	14	HD2436	14			EXD2436	15
24" x 42"	CA2442	15	HD2442	15			EXD2442	16
24" x 48"	CA2448	16	HD2448	16			EXD2448	17
24" x 54"	CA2454	17	HD2454	17			EXD2454	18
24" x 60"	CA2460	18	HD2460	18			EXD2460	19
24" x 72"	CA2472*	22	HD2472*	20				

*72" width Dunnage Racks include extra set of legs.



Dunnage Shelving - ALL-WELDED

Channel Style: 2,500 lb. distributed weight capacity.

Tubular Style: 2,200 lb. distributed weight capacity.

DUNNAGE SHELVING – 2 SHELF STYLE 52½" SPACING

ALUMINUM CONSTRUCTION

SIZE D-W-H	CHANNEL STYLE		TUBULAR STYLE	
	MODEL	WT	MODEL	WT
20" x 36" x 64"	DR2036-2	28	ED2036-2	26
20" x 42" x 64"	DR2042-2	30	ED2042-2	28
20" x 48" x 64"	DR2048-2	32	ED2048-2	30
20" x 54" x 64"	DR2054-2	34	ED2054-2	32
20" x 60" x 64"	DR2060-2	36	ED2060-2	34
20" x 72" x 64"	DR2072-2	44		
24" x 36" x 64"	DR2436-2	33	ED2436-2	31
24" x 42" x 64"	DR2442-2	35	ED2442-2	33
24" x 48" x 64"	DR2448-2	38	ED2448-2	36
24" x 54" x 64"	DR2454-2	43	ED2454-2	38
24" x 60" x 64"	DR2460-2	48	ED2460-2	41
24" x 72" x 64"	DR2472-2	56		



DUNNAGE SHELVING – 3 SHELF STYLE 26" SPACING

ALUMINUM CONSTRUCTION

SIZE D-W-H	CHANNEL STYLE		TUBULAR STYLE	
	MODEL	WT	MODEL	WT
20" x 36" x 64"	DR2036-3	34	ED2036-3	32
20" x 42" x 64"	DR2042-3	36	ED2042-3	35
20" x 48" x 64"	DR2048-3	40	ED2048-3	38
20" x 54" x 64"	DR2054-3	43	ED2054-3	41
20" x 60" x 64"	DR2060-3	46	ED2060-3	44
20" x 72" x 64"	DR2072-3	52		
24" x 36" x 64"	DR2436-3	43	ED2436-3	41
24" x 42" x 64"	DR2442-3	47	ED2442-3	45
24" x 48" x 64"	DR2448-3	51	ED2448-3	49
24" x 54" x 64"	DR2454-3	55	ED2454-3	53
24" x 60" x 64"	DR2460-3	59	ED2460-3	57
24" x 72" x 64"	DR2472-3	67		



**IDEAL FOR
CORRECTIONAL
FACILITY USE.**

DUNNAGE SHELVING – 4 SHELF STYLE 16½" SPACING

ALUMINUM CONSTRUCTION

SIZE D-W-H	CHANNEL STYLE		TUBULAR STYLE	
	MODEL	WT	MODEL	WT
20" x 36" x 64"	DR2036-4	39	ED2036-4	37
20" x 42" x 64"	DR2042-4	43	ED2042-4	41
20" x 48" x 64"	DR2048-4	48	ED2048-4	46
20" x 54" x 64"	DR2054-4	52	ED2054-4	50
20" x 60" x 64"	DR2060-4	56	ED2060-4	54
20" x 72" x 64"	DR2072-4	64		
24" x 36" x 64"	DR2436-4	53	ED2436-4	51
24" x 42" x 64"	DR2442-4	59	ED2442-4	56
24" x 48" x 64"	DR2448-4	65	ED2448-4	62
24" x 54" x 64"	DR2454-4	70	ED2454-4	67
24" x 60" x 64"	DR2460-4	75	ED2460-4	73
24" x 72" x 64"	DR2472-4	86		

OPTIONS:

- /AF Adjustable Feet (set of 4)
- /052 Heavy-Duty 5" x 2" Plate Casters (set of 4), **must be factory installed**
- /5B Heavy-Duty Caster Brakes (set of 2), **must be factory installed**

**Custom sizes available.
Call factory for information.**





Adjustable & Cantilevered Shelving

ADJUSTABLE SHELVING ALUMINUM CONSTRUCTION

** REQUIRES UPRIGHTS - ASAU72 (set of 4)

SIZE D x W x H	SOLID SHELVES		4" E-CHANNEL		T-BAR		TUBULAR	
	MODEL	WT	MODEL	WT	MODEL	WT	MODEL	WT
20" x 36" x 72"	SA2036	9	EC2036	10	BA2036	9	TA2036	8
20" x 42" x 72"	SA2042	10	EC2042	11	BA2042	10	TA2042	9
20" x 48" x 72"	SA2048	11	EC2048	12	BA2048	10	TA2048	10
20" x 54" x 72"	SA2054	12	EC2054	13	BA2054	11	TA2054	11
20" x 60" x 72"	SA2060	13	EC2060	14	BA2060	12	TA2060	12
24" x 36" x 72"	SA2436	11	EC2436	12	BA2436	10	TA2436	10
24" x 42" x 72"	SA2442	12	EC2442	13	BA2442	11	TA2442	11
24" x 48" x 72"	SA2448	13	EC2448	14	BA2448	12	TA2448	12
24" x 54" x 72"	SA2454	14	EC2454	15	BA2454	13	TA2454	13
24" x 60" x 72"	SA2460	15	EC2460	16	BA2460	14	TA2460	14

- The above dimensions represent the footprint of the assembled shelving unit for each respective adjustable shelf style.
- Uprights not included. Must order item ASAU72 (set of 4).

**** UPRIGHTS FOR ADJUSTABLE SHELVING NOT INCLUDED. MUST ORDER: ASAU72 (Set of 4) 1³/₈" dia. x 72"H**

OPTIONS:

- /AF - Adjustable Feet (4)
- /FF - Flanged Feet (4)
- /011 - Caster Brakes (2) Caster
- /ADJ4 - conversion kit (4)(must be factory installed)

***Ships Knocked Down
Easy to Assemble***

CANTILEVERED SHELVING ALUMINUM CONSTRUCTION

** REQUIRES CROSS SUPPORTS (set of 2) and UPRIGHTS.

SIZE D x W x H	SOLID SHELVES		4" E-CHANNEL		T-BAR		TUBULAR	
	MODEL	WT	MODEL	WT	MODEL	WT	MODEL	WT
22 ¹ / ₂ " x 35" x 72"	SC2036	11	ECC2036	11	BC2036	10	TT2036	9
22 ¹ / ₂ " x 41" x 72"	SC2042	13	ECC2042	14	BC2042	12	TT2042	11
22 ¹ / ₂ " x 47" x 72"	SC2048	15	ECC2048	15	BC2048	14	TT2048	12
22 ¹ / ₂ " x 53" x 72"	SC2054	17	ECC2054	17	BC2054	16	TT2054	14
22 ¹ / ₂ " x 59" x 72"	SC2060	19	ECC2060	19	BC2060	18	TT2060	16
25 ¹ / ₂ " x 35" x 72"	SC2436	13	ECC2436	13	BC2436	12	TT2436	11
25 ¹ / ₂ " x 41" x 72"	SC2442	16	ECC2442	15	BC2442	14	TT2442	12
25 ¹ / ₂ " x 47" x 72"	SC2448	18	ECC2448	17	BC2448	16	TT2448	14
25 ¹ / ₂ " x 53" x 72"	SC2454	20	ECC2454	19	BC2454	18	TT2454	16
25 ¹ / ₂ " x 59" x 72"	SC2460	22	ECC2460	21	BC2460	20	TT2460	18

- The above dimensions represent the footprint of the assembled shelving unit for each respective cantilevered shelf style.
- When "banking" cantilevered shelving units side-by-side, and using a common upright (item CSURC);
 - add an additional 1¹/₂" to the footprint width for each common upright used.
- For the usable dimensions of each cantilevered shelf style, subtract 1¹/₂" from the width and 1¹/₂" from the depth of the dimension in the above chart.
- Cross Supports (set of 2) and Uprights not included.

CANTILEVERED SHELVING is adjustable in 10" increments.

Cross Supports (set of 2, not included).

- CSH36 - 34¹/₂"W x 1"D x 2¹/₂"H
- CSH42 - 40¹/₂"W x 1"D x 2¹/₂"H
- CSH48 - 46¹/₂"W x 1"D x 2¹/₂"H
- CSH54 - 52¹/₂"W x 1"D x 2¹/₂"H
- CSH60 - 58¹/₂"W x 1"D x 2¹/₂"H

Uprights, (not included).

- CSURL - Left - 1³/₄"W x 21"D x 72"H
- CSURR - Right - 1³/₄"W x 21"D x 72"H
- CSURC - Common - 3¹/₂"W x 21"D x 72"H

CANTILEVERED SHELVING KITS

ALUMINUM CONSTRUCTION - TUBULAR STYLE SHELVES

MODEL	SHELVES	D	W	H	WT
CSU-TT2036-4-KIT	4	22 ¹ / ₂ "	35"	72"	63
CSU-TT2048-4-KIT	4	22 ¹ / ₂ "	47"	72"	73
CSU-TT2060-4-KIT	4	22 ¹ / ₂ "	59"	72"	89
CSU-TT2442-4-KIT	4	25 ¹ / ₂ "	41"	72"	69
CSU-TT2448-4-KIT	4	25 ¹ / ₂ "	47"	72"	77

- The above dimensions represent the footprint of the assembled shelving unit for each respective shelf KIT.
- When "banking" cantilevered shelving units side-by-side, and using a common upright (item CSURC);
 - add an additional 1¹/₂" to the footprint width for each common upright used.
- For the usable dimensions of each shelf, subtract 1¹/₂" from the width and 1¹/₂" from the depth of the dimension in the above chart.

Cantilevered Shelving Kits include all components:

- (4) Tubular Style Shelves
- (1) CSURL Upright
- (1) CSURR Upright
- (1) CSH##, (set of 2)



Adjustable Shelving

Solid Shelf

Tubular Shelf

E-Channel Shelf

T-Bar Shelf



Cantilevered Shelving

*Shelving units shown with each of the available shelf options for reference: Solid, Tubular, E-Channel and T-Bar





Pizza Equipment



Custom Sizes Available



PR-12
Aluminum Work Top Included.



PR-26



RB-4



PR-24
Aluminum Work Top Included.



PR-15W



PB1826-3
Dough Box

PBC
Cover



PBD
Dough Box Dolly

PIZZA PAN / DOUGH BOX RACKS

ALUMINUM CONSTRUCTION

MODEL	Spacing/Capacity	H	W	D	WT
PIZZA PAN 1/2 SIZE RACKS – ALUMINUM TOP TABLE					
PR-12	2" / 12	32½"	22"	20"	37
PR-24	2" / 24	32½"	43"	20"	73
PIZZA PAN 1/2 SIZE RACKS – UNDER COUNTER / NO TOP					
PR-11	2" / 11	30½"	22"	20"	35
PIZZA PAN FULL SIZE RACKS					
PR-26	2" / 26	62½"	22"	20"	53
PR-52	2" / 52	62½"	43"	20"	104
PIZZA/DOUGH BOX RACKS					
RB-4	EL 4" / 15	70"	21"	26"	35
RB-5	EL 5" / 12	70"	21"	26"	32
RB-46	EL 4" / 13	64"	21"	26"	30
PIZZA/DOUGH BOX RACK – ALUMINUM TOP					
RB47A	EL 4" / 7	36"	21"	26"	35

4¼"W angle slides accommodate 17" to 19" round pizza pans or 16" to 17" square pizza pans.

PIZZA PAN STAND

CHROME PLATED STEEL CONSTRUCTION

MODEL	H	W	D	WT
PR-15W	27¾"	12"	12"	15

Holds pizza pans 10" to 17" dia. x 1¼" deep. 15 shelves, 13/8" spacing.

DOUGH BOX

PLASTIC CONSTRUCTION

MODEL	H	W	D	WT
PB1826-3 *	3"	18"	26"	4
PBC **	1"	18"	26"	2

DOUGH BOX DOLLY

ALUMINUM CONSTRUCTION

MODEL	H	W	D	WT
PBD	7½"	17¾"	25¼"	15

*Dough boxes are packed (6) per case.

** Dough box covers packed (12) per case.

Box Bus / Mobile Carts

BUS BOX CARTS

ALUMINUM CONSTRUCTION

MODEL	Spacing/Levels	H	W	D	WT
BBC-3	7" / 3	41"	21½"	18"	15
BBC-6	7" / 6	41"	42"	18"	30

BUS BOX - PLASTIC CONSTRUCTION

BB5		7"	15½"	20¼"	2
------------	--	----	------	------	---

Fry Basket Racks

FRY BASKET RACKS

ALUMINUM CONSTRUCTION

MODEL	Spacing/Capacity	H	W	D	WT
FBR-18	5" / 18 Baskets	64¼"	19"	26"	30
FBR-27	5" / 27 Baskets	64¼"	26"	26"	35

Removable drip pan.



FBR-18



BBC-3

shown with optional bus boxes **BB5**

Ingredient Bins/Poly Carts & Racks



123P



600



6ABC

INGREDIENT BINS ALUMINUM / PLASTIC CONST.					
MODEL		H	W	D	WT
123P *	Triple Bin	28"	17½"	31"	25
123FRAME	Frame Only	26"	17½"	31"	22
123B **	Replacement Bin	21"	15"	9"	25
123C	Replacement Cover	1"	15½"	10"	25

* **123P** comes with white, yellow and blue bins, with clear covers, and an all-welded mobile aluminum cart. 50 lb. capacity per bin.

** **123B** color must be specified (white, yellow or blue).

BULK POLY CARTS			ALUMINUM FRAME		STAINLESS STEEL FRAME		
	H	W	D	MODEL	WT	MODEL	WT
6 Bushel	36"	21¾"	32"	6ABC	20	6SBC	34
8 Bushel	36"	21¾"	41"	8ABC	33	8SBC	56

- Bushel included.

- Replacement bushels:

SL6 6 Bushel Polyethylene Tub 32"W x 21¾"D x 21"H

SL8 8 Bushel Polyethylene Tub 41"W x 21¾"D x 41"H

JUMBO POLY CARTS ALUMINUM CONSTRUCTION					
MODEL		H	W	D	WT
600	Cart & Lug	30"	19"	31"	21
L814	Lug	30"	19¼"	12"	9
L814C	Cover	30½"	19¾"	2"	5

Rigid white polyethylene lug (19 gal. capacity). Lugs are cross stackable and tapered for nesting.



L814 Lugs



Lug Covers Available
L814C

Custom Sizes Available



PBA405A



PBA001



PBA708

POLY BOX RACKS ALUMINUM CONSTRUCTION					
MODEL	Spacing / Capacity	H	W	D	WT
PBA708	7½" / 8 Boxes	70"	20½"	26"	27
PBA415	4" / 15 Boxes	70"	20½"	26"	33
PBA707	7½" / 7 Boxes	64"	20½"	26"	25
PBA406	4" / 6 Boxes	38"	20½"	26"	22
PBA405A*	4" / 5 Boxes	32"	20¾"	26"	27
PBA001	1 Box	29"	18¾"	26¼"	15

Holds 18" x 26" or 18" x 13" plastic food boxes.

*PBA405A comes standard with aluminum solid top. (poly boxes shown in images not included)



Stocking Trucks

STOCKING/MARKING TRUCKS					
MODEL	Deck	H	W	D	WT
CHROME CONSTRUCTION					
STKC200	Wire	38¼"	18½"	44"	49
STKC200G	Galvanized	38¼"	18½"	44"	50
GALVANIZED – TUBULAR BOTTOM					
STKG100	Galvanized	32"	17"	40"	40
STKG100H	w/ Handle	34"	19"	46"	42
GALVANIZED – SOLID BOTTOM					
STKG300	Polished	32"	20"	46"	42
STKG300H	w/ Handle	34"	22"	52"	44
GALVANIZED – SOLID BOTTOM					
STKG400	Polished	34"	20"	46"	43
STKG400H	w/ Handle	34"	22"	52"	45



STKC200



STKG100H



STKG400H

U-BOAT TRUCK				
STEEL CONSTRUCTION (2,000 lb. Capacity)				
MODEL	H	W	D	WT
U1648DS	60"	16"	48"	85
U1660DS	60"	16"	60"	105



/S1660S

Optional Removable Shelf




Diamond Deck

U1660DS

HAND TRUCK			
STEEL CONST. 550 lb. Capacity			
MODEL	H	W	WT
RHTDP8	52"	18"	32

8½" beveled nose plate.



Dual Pin Handles

RHTDP8

HEAVY DUTY TUBULAR STEEL CART					
STEEL CONSTRUCTION					
MODEL	Casters	H	W	D	WT
STK18404	4	36"	18"	44"	72
STK18406	6	36"	18"	44"	80
ALUMINUM CONSTRUCTION					
STK18404A	4	36"	18"	44"	72
STK18406A	6	36"	18"	44"	80




STK18404A



STK18406

PLATFORM TRUCK				
STEEL CONSTRUCTION (2,000 lb. Capacity)				
MODEL	H	W	D	WT
PT2448	35"	24"	50"	102
PT3060	35"	30"	62"	142



PT2448
Smooth Deck

STOCKING TRUCK CHROME CONST.					
MODEL	Deck	H	W	D	WT
STKC500	Tubular	41"	18"	37"	95



STKC500

Poly Top Work Tables

POLY TOP WORK TABLES				
MODEL	H	W	D	WT
CT248	34"	48"	24"	59
CT260	34"	60"	24"	69
CT272	34"	72"	24"	79
CT348	34"	48"	30"	68
CT360	34"	60"	30"	80
CT372	34"	72"	30"	92



CT360

POLY TOP ACCESSORIES	
MODEL	
BS3	Stainless Backsplash 36"
BS4	Stainless Backsplash 48"
BS5	Stainless Backsplash 60"
BS6	Stainless Backsplash 72"
LHSSS	Lug and Lug Holding Slide
PLHS	Platter Holder
TCA-5	Heavy Duty Casters (4)

NOTE: backsplashes are removable for cleaning / sanitary purposes. Not permanently affixed to table. Held in place by table frame and poly-top.

BOAT RACKS				
MODEL	H	W	D	WT
WALL MOUNTED				
BWA36	24"	36"	15"	14
BWA48	24"	48"	15"	16
BWA60	24"	60"	15"	19
BWA72	24"	72"	15"	22
TABLE MOUNTED				
BTA48	24"	48"	15"	22
BTA60	24"	60"	15"	25
BTA72	24"	72"	15"	28

Adjustable Divider: /BRAD



BTA48
Table Mounted

CT248
shown with
optional accessories:
BS4 (48" backsplash)
LHSSS (lug and lug holding slide)



BWA36
shown with
optional /BRAD

PRODUCE CRISPING RACKS ALUMINUM CONST.					
MODEL	Shelves / Spacing	H	W	D	WT
PCR7*	10¾" / 7 Levels	72"	33½"	29"	32
PCR7M	10¾" / 7 Levels	78"	33½"	29"	43

* Stationary

**Custom Sizes
Made to Order**



PCR7M



*Reversible and
removable top and
bottom pan shelves.*

WET PRODUCE CART ALUMINUM CONSTRUCTION				
MODEL	H	W	D	WT
WPC2539	37½"	22¾"	49"	56

Full top perimeter bumper.



WPC2539



Lug Racks / Display Racks / Merchandising Racks

LUG RACKS				STANDARD SERIES ALUMINUM CONSTRUCTION		STAINLESS SERIES STAINLESS STEEL CONST.		HEAVY-DUTY SERIES * ALUMINUM CONSTRUCTION	
Lugs	H	W*	D	MODEL	WT	MODEL	WT	MODEL	WT
12	70½"	36"	26"	512LA	33	512LS	58	AXD512L	45
6	70½"	19"	26"	506LA	24	506LS	42	AXD506L	36
4	53"	19"	26"	504LA	20	504LS	38	AXD504L	32
3	40½"	19"	26"	503LA	18	503LS	36	AXD503L	30
2	29½"	19"	26"	502LA	17	502LS	32	AXD502L	29
1	16½"	19"	26"	501LA	16	501LS	30	AXD501L	28

*Heavy-Duty Series width is 1/2" wider.

WIRE DISPLAY STAND CHROME PLATED STEEL CONSTRUCTION				
MODEL	H	W	D	WT
WDS1410	10"	14"	8"	5



WDS1410



501LA
Shown with
Optional Lug **L815-G**

PUSH HANDLE OPTIONS
Must be factory installed and
ordered with rack.

/PHLA Aluminum
/PHLS Stainless

*Custom sizes available.
Call factory for information.*



506LA
Shown with
Optional Lugs **L815-G**

UNIVERSAL LUG RACKS				STANDARD SERIES ALUMINUM CONST.		HEAVY-DUTY ALUMINUM CONST.	
Spacing/Shelves	H	W	D	MODEL	WT	MODEL	WT
9-1/2" / 6	70¼"	21"	28½"	ULR6	30	AXDULR6	50
8-3/4" / 7	70¼"	40"	28½"	USR7	55	AXDUSR7	80
9-1/2" / 3	37½"	21"	28½"	ULR3	18	AXDULR3	32



ULR6

USR7

ULR3/P
Shown with
Optional Poly
Top **/P**



SM-4



SORT-4

DISPLAY / UNIVERSAL RACKS ALUMINUM CONSTRUCTION					
MODEL	Spacing/ Capacity	H	W	D	WT
SPOT MERCHANDISER					
SM-4	12" / 4	55¼"	40"	26¼"	34
SLANTED DISPLAY RACKS					
SRS-7	8¾" / 7	70"	29½"	18"	23
SRS-11	5" / 11	70"	29½"	18"	26
SLANTED DISPLAY RACK w/ REMOVABLE WIRE SHELVES					
SORT-4	16½" / 4	76¼"	47"	24"	95



SRS-7



Platter Racks

ALL WELDED					STANDARD SERIES ALUMINUM CONST.		STAINLESS SERIES STAINLESS STEEL CONST.		HEAVY-DUTY * ALUMINUM CONST.	
Tray W	Spacing/Capacity	H	W*	D	MODEL	WT	MODEL	WT	MODEL	WT
10½"	5" / 6	36"	12½"	26"	516AP3	15	516SP3	27	AXD516P3	20
10½"	6" / 5	36"	12½"	26"	517AP3	13	517SP3	25	AXD517P3	25
10½"	5" / 12	70"	12½"	26"	516AP	29	516SP	50	AXD516P	37
10½"	6" / 10	70"	12½"	26"	517AP	25	517SP	46	AXD517P	35
10½"	6" / 6	44"	12½"	26"	522AP	20	522SP	39	AXD522P	32
10½"	5" / 11	64"	12½"	26"	516AP6	22	516SP6	40	AXD516P6	32
10½"	6" / 9	64"	12½"	26"	517AP6	20	517SP6	38	AXD517P6	30
12½"	5" / 6	36"	15¼"	26"	518AP3	15	518SP3	27	AXD518P3	31
12½"	6" / 5	36"	15¼"	26"	519AP3	14	519SP3	26	AXD519P3	30
12½"	5" / 12	70"	15¼"	26"	518AP	26	518SP	52	AXD518P	38
12½"	6" / 10	70"	15¼"	26"	519AP	24	519SP	48	AXD519P	36
12½"	6" / 6	44"	15¼"	26"	523AP	21	523SP	40	AXD523P	33
12½"	5" / 11	64"	15¼"	26"	518AP6	22	518SP6	46	AXD518P6	35
12½"	6" / 9	64"	15¼"	26"	519AP6	20	519SP6	44	AXD519P6	34
18"	5" / 6	36"	20½"	26"	520AP3	17	520SP3	30	AXD520P3	46
18"	6" / 5	36"	20½"	26"	521AP3	16	521SP3	28	AXD521P3	44
18"	5" / 12	70"	20½"	26"	520AP	30	520SP	56	AXD520P	44
18"	6" / 10	70"	20½"	26"	521AP	28	521SP	52	AXD521P	42
18"	6" / 6	44"	20½"	26"	524AP	23	524SP	44	AXD524P	35
18"	5" / 11	64"	20½"	26"	520AP6	28	520SP6	50	AXD520P6	40
18"	6" / 9	64"	20½"	26"	521AP6	25	521SP6	46	AXD521P6	39

*Heavy-Duty Series is ½" wider.



Custom sizes available. Call factory for information.

See page 27 for complete line of trays and platters.



UNIVERSAL PLATTER RACKS ALUMINUM CONSTRUCTION						
MODEL	SHELVES / SPACING	H	W	D	WT	
STANDARD SERIES						
UPR7	7 / 6¾"	64"	16"	33"	35	
UPR8	8 / 6¾"	70¼"	16"	33"	37	
UPR5	5 / 6¾"	45½"	16"	33"	23	
HEAVY-DUTY SERIES						
AXDUPR7	7 / 6¾"	64"	16½"	33"	70	
AXDUPR8	8 / 6¾"	70¼"	16½"	33"	75	
AXDUPR5	5 / 6¾"	45½"	16½"	33"	55	



Steam Table / Universal Pan Racks

STEAM TABLE PAN RACKS				STANDARD SERIES ALUMINUM CONST.		HEAVY-DUTY SERIES * ALUMINUM CONST.	
Spacing/ Capacity	H	W*	D	MODEL	WT	MODEL	WT
3" / 20	70"	20½"	26"	UTR-20	54	AXD-UTR-20	68
4" / 15	70"	20½"	26"	UTR-15	50	AXD-UTR-15	63
5" / 12	70"	20½"	26"	UTR-12	44	AXD-UTR-12	55
6" / 10	70"	20½"	26"	UTR-10	41	AXD-UTR-10	52
3" / 18	64"	20½"	26"	UTR-18	50	AXD-UTR-18	63
5" / 11	64"	20½"	26"	UTR-11	37	AXD-UTR-11	47
3" / 9	36"	20½"	26"	UTR-9	29	AXD-UTR-9	37
5" / 5	36"	20½"	26"	UTR-5	26	AXD-UTR-5	33

3¼" wide pan slides accommodate 18" x 26" sheet pans and 12" x 20" steam table pans.

*Heavy-Duty Series width is ½" wider.



UTR-12



AXD-UTR-15



ETPR-3S

ETPR-3E

**AXD SERIES IDEAL
FOR CORRECTIONAL
FACILITY USE WITH
OPTIONAL
ACCESSORY: /PP.**

**Custom sizes
available. Call factory
for information.**



STPR-5

12 X 20 STEAM TABLE PAN RACKS				STANDARD SERIES ALUMINUM CONST.		STAINLESS SERIES STAINLESS CONST.		HEAVY-DUTY SERIES* ALUMINUM CONST.	
Spacing/ Capacity	H	W	D	MODEL	WT	MODEL	WT	MODEL	WT
3" / 38 (2)	70½"	24½"	26"	ETPR-3S	29	SSPR-3S	66		
5" / 22 (2)	70½"	24½"	26"	ETPR-5S	27	SSPR-5S	51		
3" / 19 (1)	70½"	16½"	22"	ETPR-3E	28	SSPR-3E	58		
5" / 11 (1)	70½"	16½"	22"	ETPR-5E	25	SSPR-5E	46		
3" / 40 (2)	70"	24"	26"					STPR-3	56
5" / 24 (2)	70"	24"	26"					STPR-5	44
8" / 16 (2)	70"	24"	26"					STPR-8	39
3" / 34 (2)	64"	24"	26"	ETPR-3S6	25	SSPR-3S6	60	STPR-36	51
5" / 22 (2)	64"	24"	26"	ETPR-5S6	22	SSPR-5S6	46	STPR-56	40
3" / 19 (1)	64"	16½"	22"	ETPR-3E6	23	SSPR-3E6	53		
5" / 11 (1)	64"	16½"	22"	ETPR-5E6	20	SSPR-5E6	40		
8" / 7 (1)	64"	24"	26"					STPR-86	35
36" HEIGHT									
3" / 18 (2)	36"	24"	26"					STPR-33	36
5" / 10 (2)	36"	24"	26"					STPR-53	30
8" / 8 (2)	36"	24"	26"					STPR-83	24
3" / 18 (2)	36"	24"	26"	ETPR-3S3	17	SSPR-3S3	35		
5" / 10 (2)	36"	24"	26"	ETPR-5S3	15	SSPR-5S3	27		
3" / 9 (1)	36"	16½"	22"	ETPR-3E3	16	SSPR-3E3	31		
5" / 5 (1)	36"	16½"	22"	ETPR-5E3	15	SSPR-5E3	25		

Holds 12" x 20" steam table, deli, or hotel pans.

* STPR: Extra wide, 3" heavy-duty pan slides support bottom of pan.

See Page 1 or 25 for list of options and accessories.

Universal Racks

ADJUSTABLE UNIVERSAL RACK					
ALUMINUM CONSTRUCTION					
MODEL	Spacing / Capacity	H	W	D	WT
AUR-13	1½" / 13	69"	25½"	25½"	95
AUR-12	1½" / 12	64"	25½"	25½"	90
AUR-6	1½" / 6	36"	25½"	25½"	47
AURA	Additional Pan Slides (set of 2)				

ALL-WELDED UNIVERSAL RACK					
ALUMINUM CONSTRUCTION					
MODEL	Spacing / Capacity	H	W	D	WT
UR-10	6" / 10	70"	25½"	26"	70
UR-12	5" / 12	70"	25½"	26"	75
UR-13	4½" / 13	70"	25½"	26"	78
UR-11	5" / 11	64"	25½"	26"	70
UR-111/S	5" / 4	31"	25½"	26"	47
UR-5	5" / 5	36"	25½"	26"	50

6" universal angles support pans and trays of varying widths.



AUR-13

UR-13

Donut Basket / Screen Racks

DONUT BASKET RACKS ALUMINUM CONST.					
MODEL	Spacing/Capacity	H	W	D	WT
Racks for 23" x 23" Donut Screens					
546A	3" / 20 Screens	70¾"	25½"	23¼"	37
547A	4" / 15 Screens	70¾"	25½"	23¼"	32
548A	8" / 18 Screens	64"	25½"	23¼"	35
549A	4" / 13 Screens	64"	25½"	23¼"	30
Racks for 23" x 33" Donut Screens					
550A	3" / 20 Screens	70¾"	35½"	23¼"	39
551A	4" / 15 Screens	70¾"	35½"	23¼"	34
552A	3" / 18 Screens	64"	35½"	23¼"	37
553A	4" / 15 Screens	64"	35½"	23¼"	35

DONUT BASKET RACK ALUMINUM CONST.					
MODEL	Spacing/Capacity	H	W	D	WT
485DD	4¾" / 12 Levels	64"	29½"	21"	20
486DD	4¾" / 13 Levels	71¼"	29½"	21"	68
484DD	4" / 5 Levels	24"	12½"	27"	22

Extra heavy duty 2" wide slides for 26½" wide wire donut baskets.

Custom Sizes Available



484DD



486DD

546A



Banquet/Utility Carts

QUEEN MARY ALUMINUM CONSTRUCTION						
MODEL	Spacing / Shelves	H	W	D	WT	
QMA2860-3	27" / 3	66"	62"	28"	140	
QMA2860-4	18" / 4	66"	62"	28"	160	
QMA2860-5	13½" / 5	66"	62"	28"	180	
QMA2860-6	10¾" / 6	66"	62"	28"	200	

COOLER / BOX TRANSPORT TRUCKS ALUMINUM CONSTRUCTION					
MODEL	H	W	D	WT	
BBT-2	67½"	60"	27"	68	
BBT-3620-2	67½"	36"	20"	44	
BBT-4220-2	67½"	42"	20"	48	
BBT-4820-2	67½"	48"	20"	52	
BBT-5420-2	67½"	54"	20"	56	
BBT-6020-2	67½"	60"	20"	60	

- Additional Shelves Available

HD UTILITY / BUSSING CARTS ALUMINUM CONSTRUCTION					
MODEL	H	W	D	WT	
TDC2937A-2	36"	37"	29"	42	
TDC2953A-2	36"	53"	29"	60	
TDC2937A-3	36"	37"	29"	55	
TDC2953A-3	36"	53"	29"	75	

UTILITY / BUSSING CARTS STAINLESS CONSTRUCTION						
MODEL	Shelves	H	W	D	WT	
US1524-3	3	34"	27⅝"	16"	39	
US1827-3	3	34"	31"	19"	42	
US2135-3	3	37¼"	39½"	22"	68	



QMA2860-5

OPTION: /PHQM Pull Handle Must be factory installed and ordered with cart.



BBT-2

Custom Sizes Available



TDC2953A



US1827-3

IDEAL FOR CORRECTIONAL FACILITY USE WITH OPTIONAL ACCESSORY: /PP.

Tray Drying Racks

MOBILE DRYING RACKS ALUMINUM CONSTRUCTION						
MODEL	Spacing / Shelves/Slots per Shelf	H	W	D	WT	
FTDR-3	1½" / 3 / 40	60"	63"	30"	215	
ATDR-3	1½" / 3 / 40	60"	63"	30"	215	
FTDR-4	2¾" / 3 / 21	60"	63"	30"	210	
ATDR-4	2¾" / 3 / 21	60"	63"	30"	210	
TDRS-3	Addl. Shelves – 1½" Spacing					
TDRS-4	Addl. Shelves – 2¾" Spacing					

MOBILE DRYING RACKS HEAVY DUTY - ALL-WELDED ALUMINUM CONSTRUCTION						
MODEL	Spacing / Shelves/Slots per Shelf	H	W	D	WT	
FTDR-3/PP	1½" / 3 / 40	60"	63"	30"	240	
FTDR-4/PP	2¾" / 3 / 21	60"	63"	30"	235	
TDRS-3	Addl. Shelves – 1½" Spacing					
TDRS-4	Addl. Shelves – 2¾" Spacing					

ATDR: Ships knocked down. Holds various tray sizes. Shelves are adjustable.

FTDR: All-welded, fully assembled and ready for use. Sample tray required with order. Must specify tray orientation.



ATDR-3



FTDR-3/PP

Dollies

BUN PAN / DOUGH BOX DOLLY				
ALUMINUM CONSTRUCTION				
MODEL	H	W	D	WT
HEAVY DUTY BUN PAN TRUCK				
XBPT-1	55"	21¼"	26½"	30
XBPT-2	55"	40¾"	26½"	50
HD HIGH CAPACITY BUN PAN DOLLY				
XBPT-1AB	73"	21¾"	28"	75
BUN PAN DOLLY / TRUCK				
BPT-2	33½"	20½"	27½"	22
BPT-2TP	33½"	20½"	27½"	23
BPD	7½"	18¾"	26½"	20
DOUGH BOX DOLLY				
PBD	7½"	17¾"	25¼"	15



XBPT-2



XBPT-1AB



BPT-2TP



BPD



PBD

GLASS RACK / MILK CRATE DOLLY					
ALUMINUM CONSTRUCTION					
MODEL	Racks/Crates	H	W	D	WT
GLASS RACK DOLLIES					
GRD	1 / 20" x 20"	7½"	22"	22"	14
GRD2	2 / 20" x 40"	7½"	44"	22"	20
MILK CRATE DOLLIES					
MC1313	1 / 13" x 13"	7½"	14¼"	14¼"	14
MC1326	2 / 13" x 13"	7½"	14¼"	27¼"	16
MC1319	1 / 13" x 19"	7½"	14¼"	20¼"	15
MC1338	2 / 13" x 19"	7½"	27¼"	20¼"	17

POULTRY CRATE DOLLY				
w/ DRIP PAN				
ALUMINUM or STAINLESS STEEL				
MODEL	H	W	D	WT
SPCD-A	13"	23"	28"	25
SPCD-S	12½"	20"	27"	33

Options:
/PH-10 Pull Hook. Must be factory installed and ordered with dolly.



GRD

**Custom
Sizes
Available**



MC1326

MOBILE DUNNAGE DOLLY				
ALUMINUM CONSTRUCTION				
MODEL	H	W	D	WT
MD2024	8"	24"	20"	29
MD2036	8"	36"	20"	31
MD2042	8"	42"	20"	33
MD2048	8"	48"	20"	35
MD2054	8"	54"	20"	37
MD2060	8"	60"	20"	39
MD2424	8"	24"	24"	30
MD2436	8"	36"	24"	32
MD2442	8"	42"	24"	34
MD2448	8"	48"	24"	36
MD2454	8"	54"	24"	38
MD2460	8"	60"	24"	40
SOLID TOP				
AD2428	8"	28"	24"	34
AD2433	8"	33"	24"	37
AD2440	8"	40"	24"	40



SPCD-S



MD2036



MD2448

Shown with optional push handle /H36

OPTIONAL PUSH HANDLE FOR MOBILE DUNNAGE DOLLY /H36 - 36" high handle.

*Must be factory installed and ordered with dolly.

**Custom height handles available.

MIXER BOWL DOLLY				
ALUMINUM CONSTRUCTION				
MODEL	H	W	D	WT
MBD	9"	14"	10"	1



MBD

For further details, see complete specifications at channelmfg.com or AutoQuotes.



Cafeteria Tray Racks

SINGLE SECTION				STANDARD SERIES ALUMINUM CONST.		STAINLESS SERIES STAINLESS CONST.		TRAPEZOIDAL SERIES ALUMINUM CONST.	
Spacing / Capacity / Tray Size	H	W	D	MODEL	WT	MODEL	WT	MODEL	WT
70" HEIGHT									
3" / 40 / 14 x 18	70"	21"	30"	437A	44	437S	75	T437A	64
4" / 30 / 14 x 18	70"	21"	30"	438A	37	438S	64	T438A	53
5" / 24 / 14 x 18	70"	21"	30"	439A	33	439S	58	T439A	46
6" / 20 / 14 x 18	70"	21"	30"	440A	30	440S	54	T440A	42
3" / 40 / 15 x 20	70"	23"	30"	445A	44	445S	76	T445A	64
4" / 30 / 15 x 20	70"	23"	30"	446A	37	446S	65	T446A	53
5" / 24 / 15 x 20	70"	23"	30"	447A	33	447S	59	T447A	46
6" / 20 / 15 x 20	70"	23"	30"	448A	30	448S	56	T448A	42
64" HEIGHT									
3" / 36 / 14 x 18	64"	21"	30"	437A6	40	437S6	70	T437A6	62
4" / 28 / 14 x 18	64"	21"	30"	438A6	34	438S6	60	T438A6	50
5" / 20 / 14 x 18	64"	21"	30"	439A6	31	439S6	54	T439A6	44
6" / 18 / 14 x 18	64"	21"	30"	440A6	28	440S6	50	T440A6	40
3" / 36 / 15 x 20	64"	23"	30"	445A6	40	445S6	72	T445A6	62
4" / 28 / 15 x 20	64"	23"	30"	446A6	34	446S6	62	T446A6	50
5" / 20 / 15 x 20	64"	23"	30"	447A6	31	447S6	57	T447A6	44
6" / 18 / 15 x 20	64"	23"	30"	448A6	28	448S6	51	T448A6	40
36" HEIGHT									
3" / 18 / 14 x 18	36"	21"	30"	437A3	24	437S3	40	T437A3	35
4" / 14 / 14 x 18	36"	21"	30"	438A3	20	438S3	34	T438A3	28
5" / 10 / 14 x 18	36"	21"	30"	439A3	19	439S3	33	T439A3	25
6" / 8 / 14 x 18	36"	21"	30"	440A3	17	440S3	30	T440A3	24
3" / 18 / 15 x 20	36"	23"	30"	445A3	25	445S3	40	T445A3	35
4" / 14 / 15 x 20	36"	23"	30"	446A3	21	446S3	34	T446A3	28
5" / 10 / 15 x 20	36"	23"	30"	447A3	18	447S3	33	T447A3	25
6" / 8 / 15 x 20	36"	23"	30"	448A3	17	448S3	30	T448A3	23



440A



CTR1418

Custom Sizes Available
Must Provide Sample
Tray with Order

See Page 25 for list
of options and
accessories.

TRAY DELIVERY RACKS w/ SOLID ALUMINUM TOP ALUMINUM CONST.						
Spacing / Capacity / Tray Size	MODEL	H	W	D	WT	
5" / 36 / 14X18	CTR1418	54"	41"	30"	59	
5" / 24 / 14X18	CTR14186	36"	41"	30"	40	
5" / 36 / 15X20	CTR1520	54"	44"	30"	61	
5" / 24 / 15X20	CTR15206	36"	44"	30"	42	



T440A

Cafeteria Tray Racks



Custom Sizes Available

Must Provide Sample Tray with Order



AVAILABLE OPTIONS / UPGRADES

(visit www.channelmfg.com or AutoQuotes for complete list)

- /009 - Pan Stop - Aluminum
- /010 - Pan Stop - Stainless Steel
- /011 - Caster Brakes (set of 2)
- /015 - Pan Stop - Web-Strap
- /022 - Corner Bumpers (2)
- /024 - Corner Bumpers (4)
- /052 - Caster Upgrade, Heavy Duty
- /5B - Caster Brakes, Heavy Duty (set of 2)
- /2W - Double Welded Runners
- /A - Work Top - Aluminum
- /AF - Adjustable Feet (set of 4)
- /BA - Solid Bottom - Aluminum
- /BS - Solid Bottom - Stainless
- /FF - Steel Flanged Feet (set of 4)
- /H24 - 24"H Dunnage Dolly Handle
- /H36 - 36"H Dunnage Dolly Handle
- /P - Work Top - Poly
- /PB - Perimeter Bumpers (set of 4)
- /PH-10 - Pull Handle
- /PP - Prison Package
- /S - Work Top - Stainless Steel
- /SW - Seal Weld
- /VB - Vertical Bumpers (set of 4)



421A

DOUBLE SECTION				STANDARD SERIES ALUMINUM CONST.		STAINLESS SERIES STAINLESS CONST.	
Spacing / Capacity / Tray Size	H	W	D	MODEL	WT	MODEL	WT
70" HEIGHT							
2" / 60 / 18 x 26	70"	41"	26"	420A	75	420S	128
3" / 40 / 18 x 26	70"	41"	26"	421A	65	421S	111
4" / 30 / 18 x 26	70"	41"	26"	422A	51	422S	87
5" / 24 / 18 x 26	70"	41"	26"	423A	43	423S	73
6" / 20 / 18 x 26	70"	41"	26"	424A	37	424S	63
3" / 80 / 14 x 18	70"	41"	30"	457A	72	457S	122
4" / 60 / 14 x 18	70"	41"	30"	458A	59	458S	100
5" / 48 / 14 x 18	70"	41"	30"	459A	51	459S	87
6" / 40 / 14 x 18	70"	41"	30"	460A	45	460S	77
3" / 80 / 15 x 20	70"	45"	30"	465A	72	465S	122
4" / 60 / 15 x 20	70"	45"	30"	466A	59	466S	100
5" / 48 / 15 x 20	70"	45"	30"	467A	51	467S	87
6" / 40 / 15 x 20	70"	45"	30"	468A	45	468S	77
64" Height							
2" / 54 / 18 x 26	64"	41"	26"	420A6	70	420S6	119
3" / 36 / 18 x 26	64"	41"	26"	421A6	60	421S6	102
4" / 28 / 18 x 26	64"	41"	26"	422A6	45	422S6	77
5" / 20 / 18 x 26	64"	41"	26"	423A6	38	423S6	65
6" / 18 / 18 x 26	64"	41"	26"	424A6	34	424S6	58
3" / 72 / 14 x 18	64"	41"	30"	457A6	68	457S6	116
4" / 56 / 14 x 18	64"	41"	30"	458A6	55	458S6	94
5" / 44 / 14 x 18	64"	41"	30"	459A6	47	459S6	80
6" / 36 / 14 x 18	64"	41"	30"	460A6	43	460S6	73
3" / 72 / 15 x 20	64"	45"	30"	465A6	70	465S6	119
4" / 56 / 15 x 20	64"	45"	30"	466A6	57	466S6	97
5" / 44 / 15 x 20	64"	45"	30"	467A6	49	467S6	83
6" / 36 / 15 x 20	64"	45"	30"	468A6	43	468S6	73
36" Height							
2" / 30 / 18 x 26	36"	41"	26"	420A3	40	420S3	68
3" / 20 / 18 x 26	36"	41"	26"	421A3	35	421S3	60
4" / 15 / 18 x 26	36"	41"	26"	422A3	27	422S3	46
5" / 10 / 18 x 26	36"	41"	26"	423A3	24	423S3	41
6" / 8 / 18 x 26	36"	41"	26"	424A3	20	424S3	34
3" / 36 / 14 x 18	36"	41"	30"	457A3	40	457S3	68
4" / 28 / 14 x 18	36"	41"	30"	458A3	35	458S3	60
5" / 20 / 14 x 18	36"	41"	30"	459A3	27	459S3	46
6" / 16 / 14 x 18	36"	41"	30"	460A3	25	460S3	43
3" / 36 / 15 x 20	36"	45"	30"	465A3	38	465S3	65
4" / 28 / 15 x 20	36"	45"	30"	466A3	32	466S3	54
5" / 20 / 15 x 20	36"	45"	30"	467A3	28	467S3	48
6" / 16 / 15 x 20	36"	45"	30"	468A3	25	468S3	43

TRAY DRYING RACKS – MOBILE

WIRE CONSTRUCTION

MODEL	Slot Spacing Total Capacity	H	W	D	WT	PRICE
W3TD-1	1 1/6" / 102	70 1/2"	25 1/2"	44"	115	\$993
W3TD-3	2 3/4" / 45	70 1/2"	25 1/2"	44"	110	\$968

Both models have 3 shelves.
W3TD-3 holds can also dome covers.



W3TD-3



Glass / Oval Tray Racks



GRR-8

GLASS RACKS ALUMINUM CONSTRUCTION				STANDARD SERIES ALUMINUM CONST.		HEAVY-DUTY SERIES * ALUMINUM CONST.	
Spacing / Capacity	H	W*	D	MODEL	WT	MODEL	WT
6" / 10	70"	24"	22"	GRR-6	38	AXD-GRR-6	48
6" / 5	36"	24"	22"	GRR-63	21	AXD-GRR-63	32
8" / 8	70"	24"	22"	GRR-8	36	AXD-GRR-8	50
8" / 4	36"	24"	22"	GRR-83	20	AXD-GRR-83	30

Fits 20" x 20" glass racks.

* Heavy-Duty AXD Series width is 1/2" wider.

OVAL TRAY RACKS ALUMINUM CONSTRUCTION				STANDARD SERIES ALUMINUM CONST.		HEAVY-DUTY SERIES * ALUMINUM CONST.	
Spacing / Capacity	H	W*	D	MODEL	WT	MODEL	WT
SINGLE SECTION							
6" / 10	70"	25"	26"	OT-6	41	AXD-OT-6	50
8" / 8	70"	25"	26"	OT-8	38	AXD-OT-8	43
6" / 5	36"	25"	26"	OT-63	23	AXD-OT-63	33
8" / 4	36"	25"	26"	OT-83	20	AXD-OT-83	30
DOUBLE SECTION							
6" / 20	70"	48 3/4"	26"	OT-6D	72	AXD-OT-6D	80
8" / 16	70"	48 3/4"	26"	OT-8D	64	AXD-OT-8D	69

Extra wide 3 1/4" tray slides hold 22" x 26 7/8" oval trays.

* Heavy-Duty AXD Series width is 1/2" wider.



OT-6

For further details, see complete specifications at channelmfg.com or AutoQuotes..

CONVECTION OVEN STAND

ALUMINUM CONSTRUCTION

MODEL	H	W	D	WT
COS348	29"	48"	30"	59



COS348

MOBILE SHELF TRUCK / FLIGHT CART

ALUMINUM CONSTRUCTION

MODEL	Spacing / Shelves	H	W	D	WT
MC2472-2	49" / 2	72"	75"	25"	130
MC2472-3	24" / 3	72"	75"	25"	159
MC2472-4	17" / 4	72"	75"	25"	180

Custom Sizes Available



MC2472-4

DISH RACK HOLDER - WALL MOUNT

ALUMINUM CONSTRUCTION

MODEL	Spacing / Capacity	H	W	D	WT
DRH-7WM	4.5" / 7	25 1/2"	33 1/2"	18"	21
DRH-13WM	4.5" / 13	25 1/2"	61 1/2"	18"	38

- Holds 20"W x 20"D x 4"H dish racks.

- Wall mount hardware is not included.



DRH-13WM

Channel's base oven rack model numbers exclude lifting devices and pan stops. Channel will provide Oven Rack CAD drawings for approval.

OVEN RACKS				STANDARD SERIES ALUMINUM CONSTRUCTION		STAINLESS SERIES STAINLESS STEEL CONST.		NESTING ALUMINUM CONSTRUCTION		NESTING STAINLESS STEEL CONST.	
Spacing/ Capacity	H	W	D	MODEL	WT	MODEL	WT	MODEL	WT	MODEL	WT
SINGLE SECTION											
EL 2" / 30	69¾"	20½"	26"	400A-OR-__	47	400S-OR-__	77	400AN-OR-__	47	400SN-OR-__	77
EL 3" / 20	69¾"	20½"	26"	401A-OR-__	38	401S-OR-__	68	401AN-OR-__	38	401SN-OR-__	68
EL 4" / 15	69¾"	20½"	26"	402A-OR-__	34	402S-OR-__	64	402AN-OR-__	34	402SN-OR-__	64
EL 5" / 12	69¾"	20½"	26"	403A-OR-__	31	403S-OR-__	61	403AN-OR-__	31	403SN-OR-__	61
EL 6" / 10	69¾"	20½"	26"	404A-OR-__	29	404S-OR-__	59	404AN-OR-__	29	404SN-OR-__	59
SL 2" / 30	69¾"	28½"	18"	410A-OR-__	40	410S-OR-__	72	410AN-OR-__	40	410SN-OR-__	72
SL 3" / 20	69¾"	28½"	18"	411A-OR-__	34	411S-OR-__	66	411AN-OR-__	34	411SN-OR-__	66
SL 4" / 15	69¾"	28½"	18"	412A-OR-__	31	412S-OR-__	63	412AN-OR-__	31	412SN-OR-__	63
SL 5" / 12	69¾"	28½"	18"	413A-OR-__	29	413S-OR-__	60	413AN-OR-__	29	413SN-OR-__	60
SL 6" / 10	69¾"	28½"	18"	414A-OR-__	27	414S-OR-__	54	414AN-OR-__	27	414SN-OR-__	54
DOUBLE SECTION								Nesting Oven Racks only available with /B Lift.			
SL 2" / 60	69¾"	29"	36"	410A-DOR-__	77	410S-DOR-__	158				
SL 3" / 40	69¾"	29"	36"	411A-DOR-__	67	411S-DOR-__	122				
SL 4" / 30	69¾"	29"	36"	412A-DOR-__	31	412S-DOR-__	104				
SL 5" / 24	69¾"	29"	36"	413A-DOR-__	45	413S-DOR-__	93				
SL 6" / 20	69¾"	29"	36"	414A-DOR-__	39	414S-DOR-__	86				

Channel oven racks are equipped with 4" phenolic, high temperature casters with zerk grease fittings, 475°F continuous use, 575°F intermittent use. Use in Blast Chillers for freezing to -45°F.

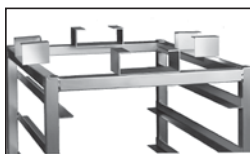


Double Section Racks hold two trays on each set of tray slides.

LIFTER OPTIONS



/B Lift



/C Lift

Specify:

- 2 or 4 Lifters
- End and/or Side Placement



END LOAD



412A-OR- /B Lift
SIDE LOAD
(shown with optional /B Lift)



412A-DOR
DOUBLE SECTION SIDE LOAD



Trays/Platters/Lugs/Pans

PLATTERS PLASTIC CONSTRUCTION

MODEL	W	D	H	WT
HIGH-IMPACT STYRENE				
P926-W	9"	26"	1"	20/dz.
P1030-W	10½"	30"	¾"	25/dz.
P1218-W	12½"	18"	1"	18/dz.
P1224-W	12½"	24"	¾"	24/dz.
P1230-W	12½"	30"	¾"	33/dz.
P1826-W	18"	26"	1"	40/dz.
ABS CRYOLAC				
D926-B	9"	26"	1"	20/dz.

Reinforced front and side edges with safe-edged sanitary "finger-tip" grip design. Easy-to-clean surface. Fits all standard platter racks.

Tray Colors:

White – W

Black – B

P1224 and P1230
are ribbed.



P1218

P926

BUN PANS ALUMINUM CONSTRUCTION

MODEL	H	W	D	WT
BP-1	1"	18"	26"	42/dz.

Rolled edge.

*Sold per dozen.



BP-1

LUGS PLASTIC CONSTRUCTION

MODEL	H	W	D	WT
L815-G	8½"	15¾"	23¾"	4
L815-W	8½"	15¾"	23¾"	4
L815C-G	Lug Cover – Gray			
L815C-W	Lug Cover – White			

Injection molded polyethylene.
Cross stackable and tapered for nesting.
Fits Channel Mfg. standard lug racks.



L815-G

BUS BOX PLASTIC CONSTRUCTION

MODEL	H	W	D	WT
BB5	7"	15½"	20¼"	2



BB5

Parts & Accessories

Plate Casters



CPS45U
shown with optional
caster brake: /011



CPS25U
(/052)



CPS62PNE



ELC-69



/022 & /024



/AF

Stem Caster



CSS450



/015
Pan Stop Web-Strap



Model 546A show with
optional aluminum pan
stop: /009

CASTER REPLACEMENTS

MODEL	MATERIAL	WHEEL	WT
PLATE - SWIVEL			
CPS14U	Polyurethane	4" x 1¼"	1.0
CPS54H	High Temp - Phenolic	4" x 1½"	2.6
CPS45U	Polyurethane	5" x 1¼"	2.0
CPS25U	Polyurethane	5" x 2"	5.0
CPS62PNE	Rubber - Pneumatic	6" x 2"	5.0
SQUARE STEM - SWIVEL			
CSS450	Polyolephin	5" x 1¼"	1.6
CSS45PU	Polyurethane	5" x 1¼"	1.6
CSS45R	Rubber-Swivel	5" x 1¼"	2.8
CSR45R	Rubber - Rigid	5" x 1¼"	2.8
CSS55PU	Polyurethane	5" x 1½"	2.3
/025KD	Polyolephin	5" x 1¼"	1.6
ROUND STEM - SWIVEL			
CIS45PU	Polypropylene	5" x 1¼"	2.5

WHEEL REPLACEMENTS

MODEL	MATERIAL	WHEEL	WT
W28U	Polyurethane	8" x 2"	4.0

COVERS — BUN PAN RACKS

MODEL	MATERIAL	H	WT
ELC-69	For Bun Pan Racks 68" – 72" high	60"	4
ELC-65	For Bun Pan Racks 63" – 65" high	56"	3
ELC-36	For Bun Pan Racks 36" high	30"	2

Covers are standard with three zippers to accommodate both end load and side load bun pan racks.

OPTIONAL ACCESSORIES

MODEL	DESCRIPTION
/009	Pan Stop – Aluminum
/010	Pan Stop – Stainless Steel
/011	Caster Brakes
/015	Pan Stop – Web-Strap
/022	Corner Bumpers (set of 2)
/024	Corner Bumpers (set of 4)
/052	5" x 2" Heavy-Duty Caster Upgrade
/5B	Heavy-Duty Caster Brakes
/2W	Double Welded Runners
/A	Solid Top – Aluminum
/AF	Adjustable Feet (set of 4)
/BA	Solid Bottom – Aluminum
/BS	Solid Bottom – Stainless Steel
/CC	Card Clip - Aluminum
/FF	Flanged Feet (in lieu of casters)
/H24	Dunnage Dolly Handle - Aluminum
/H36	Dunnage Dolly Handle - Aluminum
/P	Work Top – Poly
/PB	Perimeter Bumper
/PH-10	Pull Handle - Aluminum
/PP	Prison Package
/S	Work Top – Stainless Steel
/SW	Seal Weld
/VB	Vertical Bumpers (set of 4)



INDEX

Item #	Page #	Item #	Page #	Item #	Page #	Item #	Page #	Item #	Page #
/009	1, 25, 29	402AN	4	412AN	4	424S	25	448S3	24
/010	1, 25, 29	402AN-HD	4	412AN-HD	4	424S3	25	448S6	24
/011	1, 9, 13, 25, 29	402AN-OR	27	412AN-OR	27	424S6	25	457A	25
/015	1, 25, 29	402AN-U	4	412AN-U	4	425A	6	457A3	25
/022	1, 25, 29	402A-OR	27	412A-OR	27	425A/P	6	457A6	25
/024	1, 25, 29	402S	1	412S	1	425AKD	2, 6	457S	25
/025KD	29	402SN	4	412S-DOR	27	425AN	4	457S3	25
/052	1, 9, 12, 25, 29	402SN-OR	27	412SN	4	425AN-HD	4	457S6	25
/2W	1, 25, 29	402S-OR	27	412SN-OR	27	425AN-U	4	458A	25
/5B	1, 9, 12, 25, 29	403A	1	412S-OR	27	425AP	6	458A3	25
/6	11	403AC	1	413A	1	425S	6	458A6	25
/8	11	403AKD	2	413AC	1	425SN	4	458S	25
/A	1, 6, 25, 29	403AN	4	413A-DOR	27	426A	6	458S3	25
/ADJ4	13	403AN-HD	4	413AN	4	426AKD	2, 6	458S6	25
/AF	1, 12, 13, 25, 29	403AN-OR	27	413AN-HD	4	426AN	4	459A	25
/B LIFT	27	403AN-U	4	413AN-OR	27	426AN-HD	4	459A3	25
/BA	1, 25, 29	403A-OR	27	413AN-U	4	426AN-U	4	459A6	25
/BRAD	17	403S	1	413A-OR	27	426S	6	459S	25
/BS	1, 25, 29	403SN	4	413S	1	426SN	4	459S3	25
/C LIFT	27	403SN-OR	27	413S-DOR	27	427A	6	459S6	25
/CC	29	403S-OR	27	413SN	4	427S	6	460A	25
/FF	1, 13, 25, 29	404A	1	413SN-OR	27	428A	6	460A3	25
/H24	1, 23, 25, 29	404AC	1	413S-OR	27	428S	6	460A6	25
/H36	1, 23, 25, 29	404AN	4	414A	1	429A	6	460S	25
/KS142	8	404AN-HD	4	414AC	1	429S	6	460S3	25
/KS142-DD	8	404AN-OR	27	414A-DOR	27	430A	6	460S6	25
/KS148	8	404AN-U	4	414AN	4	430S	6	465A	25
/KS148-DD	8	404A-OR	27	414AN-HD	4	431A	6	465A3	25
/KS160	8	404S	1	414AN-OR	27	431S	6	465A6	25
/KS160-DD	8	404SN	4	414AN-U	4	432A	6	465S	25
/KS180	8	404SN-OR	27	414A-OR	27	432S	6	465S3	25
/KS180-DD	8	404S-OR	27	414S	1	437A	24	465S6	25
/KS193	8	405A	1	414S-DOR	27	437A3	24	466A	25
/KS193-DD	8	405AC	1	414SN	4	437A6	24	466A3	25
/P	1, 6, 25, 29	405AN	4	414SN-OR	27	437S	24	466A6	25
/PB	1, 25, 29	405AN-HD	4	414S-OR	27	437S3	24	466S	25
/PH	10	405AN-U	4	415A	1	437S6	24	466S3	25
/PH-10	1, 25, 29	405S	1	415AC	1	438A	24	466S6	25
/PHLA	18	405SN	4	415AN	4	438A3	24	467A	25
/PHLS	18	406A	1	415AN-HD	4	438A6	24	467A3	25
/PHQM	22	406AC	1	415AN-U	4	438S	24	467A6	25
/PP	1, 25, 29	406AKD	2	415S	1	438S3	24	467S	25
/S	1, 6, 25, 29	406AN	4	415SN	4	438S6	24	467S3	25
/S1660S	16	406AN-HD	4	416A	1	439A	24	467S6	25
/SW	1, 25, 29	406AN-U	4	416AC	1	439A3	24	468A	25
/VB	1, 25, 29	406S	1	416AN	4	439A6	24	468A3	25
123B	15	406SN	4	416AN-HD	4	439S	24	468A6	25
123C	15	410A	1	416AN-U	4	439S3	24	468S	25
123FRAME	15	410AC	1	416S	1	439S6	24	468S	25
123P	15	410A-DOR	27	416SN	4	440A	24	468S3	25
399A	1	410AN	4	420A	25	440A3	24	468S6	25
400A	1	410AN-HD	4	420A3	25	440A6	24	484DD	21
400AC	1	410AN-OR	27	420A6	25	440S	24	485DD	21
400AN	4	410AN-U	4	420S	25	440S3	24	486DD	21
400AN-HD	4	410A-OR	27	420S3	25	440S6	24	501LA	18
400AN-OR	27	410S	1	420S6	25	445A	24	501LS	18
400AN-U	4	410S-DOR	27	421A	25	445A3	24	502LA	18
400A-OR	27	410SN	4	421A3	25	445A6	24	502LS	18
400S	1	410SN-OR	27	421A6	25	445S	24	503LA	18
400SN	4	410S-OR	2	421S	25	445S3	24	503LS	18
400SN-OR	27	411A	1	421S3	25	445S6	24	504LA	18
400S-OR	27	411AC	1	421S6	25	446A	24	504LS	18
401A	1	411A-DOR	27	422A	25	446A3	24	506LA	18
401AC	1	411AKD	2	422A3	25	446A6	24	506LS	18
401AKD	2	411AN	4	422A6	25	446S	24	512LA	18
401AN	4	411AN-HD	4	422S	25	446S3	24	512LS	18
401AN-HD	4	411AN-OR	27	422S3	25	446S6	24	516AP	19
401AN-OR	27	411AN-U	4	422S6	25	447A	24	516AP3	19
401AN-U	4	411A-OR	27	423A	25	447A3	24	516AP6	19
401A-OR	27	411S	1	423A3	25	447A6	24	516SP	19
401S	1	411S-DOR	27	423A6	25	447S	24	516SP3	19
401SN	4	411SN	4	423S	25	447S3	24	516SP6	19
401SN-OR	27	411SN-OR	27	423S3	25	447S6	24	517AP	19
401S-OR	27	411S-OR	27	423S6	25	448A	24	517AP3	19
402A	1	412A	1	424A	25	448A3	24	517AP6	19
402AC	1	412AC	1	424A3	25	448A6	24	517SP	19
402AKD	2	412A-DOR	27	424A6	25	448S	24	517SP3	19



INDEX

Item #	Page #	Item #	Page #	Item #	Page #	Item #	Page #	Item #	Page #
517SP6	19	ADE2036	11	AXD570	3	CA2054	11	DR2054-4	12
518AP	19	ADE2036KD	11	AXD5703	3	CA2060	11	DR2060-2	12
518AP3	19	ADE2042	11	AXD5706	3	CA2072	11	DR2060-3	12
518AP6	19	ADE2048	11	AXD-GRR-6	26	CA2424	11	DR2060-4	12
518SP	19	ADE2048KD	11	AXD-GRR-63	26	CA2436	11	DR2072-2	12
518SP3	19	ADE2054	11	AXD-GRR-8	26	CA2442	11	DR2072-3	12
518SP6	19	ADE2060	11	AXD-GRR-83	26	CA2448	11	DR2072-4	12
519AP	19	ADE2072	11	AXD-OT-6	26	CA2454	11	DR2436-2	12
519AP3	19	ADE2424	11	AXD-OT-63	26	CA2460	11	DR2436-3	12
519AP6	19	ADE2436	11	AXD-OT-6D	26	CA2472	11	DR2436-4	12
519SP	19	ADE2442	11	AXD-OT-8	26	CIS45PU	29	DR2442-2	12
519SP3	19	ADE2448	11	AXD-OT-83	26	COS348	26	DR2442-3	12
519SP6	19	ADE2454	11	AXD-OT-8D	26	CPS14U	29	DR2442-4	12
520AP	19	ADE2460	11	AXDULR3	18	CPS25U	29	DR2448-2	12
520AP3	19	ADE2472	11	AXDULR6	18	CPS45U	29	DR2448-3	12
520AP6	19	ADR2024	11	AXDUPR5	19	CPS54H	29	DR2448-4	12
520SP	19	ADR2036	11	AXDUPR7	19	CPS62PNE	29	DR2454-2	12
520SP3	19	ADR2042	11	AXDUPR8	19	CSBR-80	9	DR2454-3	12
520SP6	19	ADR2048	11	AXDUSR7	18	CSBR-80M	9	DR2454-4	12
521AP	19	ADR2054	11	AXD-UTR-10	20	CSC-2749	5	DR2460-2	12
521AP3	19	ADR2060	11	AXD-UTR-11	20	CSC-2749M	5	DR2460-3	12
521AP6	19	ASAU72	13	AXD-UTR-12	20	CSH36	13	DR2460-4	12
521SP	19	ATDR-3	22	AXD-UTR-15	20	CSH42	13	DR2472-2	12
521SP3	19	ATDR-4	22	AXD-UTR-18	20	CSH48	13	DR2472-3	12
521SP6	19	AUR-12	21	AXD-UTR-20	20	CSH54	13	DR2472-4	12
522AP	19	AUR-13	21	AXD-UTR-5	20	CSH60	13	DRH-13WWM	26
522SP	19	AUR-6	21	AXD-UTR-9	20	CSR-156	9	DRH-7WWM	26
523AP	19	AURA	21	BA2036	13	CSR-156M	9	DS2410/P	6
523SP	19	AWM-10	10	BA2042	13	CSR-3	9	DS2414/P	6
524AP	19	AWM-5	10	BA2048	13	CSR-33MP	9	EC2036	13
524SP	19	AWM-6	10	BA2054	13	CSR-3M	9	EC2042	13
53C	5	AWS1224	10	BA2060	13	CSR-3MP	9	EC2048	13
546A	21	AWS1236	10	BA2436	13	CSR-3MS	9	EC2054	13
547A	21	AWS1248	10	BA2442	13	CSR-44M	9	EC2060	13
548A	21	AXD1808	3	BA2448	13	CSR45R	29	EC2436	13
549A	21	AXD1810	3	BA2454	13	CSR-4M	9	EC2442	13
550A	21	AXD1812	3	BA2460	13	CSR-4MP	9	EC2448	13
551A	21	AXD1815	3	BB5	14, 28	CSR-4MS	9	EC2454	13
552A	21	AXD1818	3	BBC-3	14	CSR-9	9	EC2460	13
553A	21	AXD1820	3	BBC-6	14	CSR-99	9	ECC2036	13
560N	2	AXD1825	3, 6	BBT-2	22	CSR-99M	9	ECC2042	13
560NS	2	AXD1830	3	BBT-3620-2	22	CSR-9M	9	ECC2048	13
564N	2	AXD2808	3	BBT-4220-2	22	CSR-M	9	ECC2054	13
564NS	2	AXD2810	3	BBT-4820-2	22	CSS45O	29	ECC2060	13
565/P	6	AXD2812	3	BBT-5420-2	22	CSS45PU	29	ECC2436	13
566N	2	AXD2815	3	BBT-6020-2	22	CSS45R	29	ECC2442	13
566NS	2	AXD2818	3	BC2036	13	CSS55PU	29	ECC2448	13
567/P	6	AXD2820	3	BC2042	13	CSURC	13	ECC2454	13
568	10	AXD2825	3	BC2048	13	CSURL	13	ECC2460	13
569	10	AXD2830	3	BC2054	13	CSURR	13	ED2024	11
56C	5	AXD501L	18	BC2060	13	CSU-TT2036-4-KIT	13	ED2036	11
570AC	3	AXD502L	18	BC2436	13	CSU-TT2048-4-KIT	13	ED2036-2	12
570AC6	3	AXD503L	18	BC2442	13	CSU-TT2060-4-KIT	13	ED2036-3	12
571AC	3	AXD504L	18	BC2448	13	CSU-TT2442-4-KIT	13	ED2036-4	12
571AC6	3	AXD506L	18	BC2454	13	CSU-TT2448-4-KIT	13	ED2042	11
600	15	AXD512L	18	BC2460	13	CT248	17	ED2042-2	12
615	5	AXD516P	19	BP-1	28	CT260	17	ED2042-3	12
616	5	AXD516P3	19	BPD	23	CT272	17	ED2042-4	12
620	5	AXD516P6	19	BPRE-5/P	6	CT348	17	ED2048	11
6ABC	15	AXD517P	19	BPRE-6/P	6	CT360	17	ED2048-2	12
6SBC	15	AXD517P3	19	BPT-2	23	CT372	17	ED2048-3	12
8ABC	15	AXD517P6	19	BPT-2TP	23	CTR1418	24	ED2048-4	12
8SBC	15	AXD518P	19	BS3	17	CTR14186	24	ED2054	11
AD2428	23	AXD518P3	19	BS4	17	CTR1520	24	ED2054-2	12
AD2433	23	AXD518P6	19	BS5	17	CTR15206	24	ED2054-3	12
AD2440	23	AXD519P	19	BS6	17	D926-B	28	ED2054-4	12
ADE1218	11	AXD519P3	19	BTA48	17	DR2036-2	12	ED2060	11
ADE1424	11	AXD519P6	19	BTA60	17	DR2036-3	12	ED2060-2	12
ADE1436	11	AXD520P	19	BTA72	17	DR2036-4	12	ED2060-3	12
ADE1448	11	AXD520P3	19	BWA36	17	DR2042-2	12	ED2060-4	12
ADE1460	11	AXD520P6	19	BWA48	17	DR2042-3	12	ED2072	11
ADE1824	11	AXD521P	19	BWA60	17	DR2042-4	12	ED2424	11
ADE1836	11	AXD521P3	19	BWA72	17	DR2048-2	12	ED2436	11
ADE1848	11	AXD521P6	19	CA2024	11	DR2048-3	12	ED2436-2	12
ADE1860	11	AXD522P	19	CA2036	11	DR2048-4	12	ED2436-3	12
ADE2024	11	AXD523P	19	CA2042	11	DR2054-2	12	ED2436-4	12
ADE2024KD	11	AXD524P	19	CA2048	11	DR2054-3	12	ED2442	11



INDEX

Item #	Page #	Item #	Page #	Item #	Page #	Item #	Page #	Item #	Page #
ED2442-2	12	HT307N	8	PBA415	15	SSPR-3E6	20	TDC2953A-3	22
ED2442-3	12	HT315	8	PBA707	15	SSPR-3S	20	TDRS-3	22
ED2442-4	12	HT315N	8	PBA708	15	SSPR-3S3	20	TDRS-4	22
ED2448	11	KAR42	8	PBC	14	SSPR-3S6	20	TT2036	13
ED2448-2	12	KAR42-DD	8	PBD	14, 23	SSPR-5E	20	TT2042	13
ED2448-3	12	KAR48	8	PCR7	17	SSPR-5E3	20	TT2048	13
ED2448-4	12	KAR48-DD	8	PCR7M	17	SSPR-5E6	20	TT2054	13
ED2454	11	KAR60	8	PLHS	17	SSPR-5S	20	TT2060	13
ED2454-2	12	KAR60-DD	8	PR-11	14	SSPR-5S3	20	TT2436	13
ED2454-3	12	KAR80	8	PR-12	14	SSPR-5S6	20	TT2442	13
ED2454-4	12	KAR80-DD	8	PR-15W	14	STK18404	16	TT2448	13
ED2460	11	KAR93	8	PR-24	14	STK18404A	16	TT2454	13
ED2460-2	12	KAR93-DD	8	PR-26	14	STK18406	16	TT2460	13
ED2460-3	12	KARPOLE68	8	PR-52	14	STK18406A	16	TT307	8
ED2460-4	12	KDA17	8	PT2448	16	STKC200	16	TWS1224	10
ED2472	11	KDR136	8	PT3060	16	STKC200G	16	TWS1236	10
ELC-36	29	KDR148	8	QMA2860-3	22	STKC500	16	TWS1248	10
ELC-65	29	KSR48	8	QMA2860-4	22	STKG100	16	TWS1260	10
ELC-69	29	KSR48-DD	8	QMA2860-5	22	STKG100H	16	TWS1836	10
ENC4018	5	KSR72	8	QMA2860-6	22	STKG300	16	TWS1848	10
ES2024	11	KSR72-DD	8	RB-4	14	STKG300H	16	TWS1860	10
ES2036	11	L814	15	RB-46	14	STKG400	16	U1648DS	16
ES2042	11	L814C	15	RB47A	14	STKG400H	16	U1660DS	16
ES2048	11	L815C-G	28	RB-5	14	STPR-3	20	ULR3	18
ES2054	11	L815C-W	28	RG101	6	STPR-33	20	ULR6	18
ES2060	11	L815-G	28	RG102	6	STPR-36	20	UPR5	19
ES2072	11	L815-W	28	RHTDP8	16	STPR-5	20	UPR7	19
ETPR-3E	20	LHSSS	17	RIR-10	7	STPR-53	20	UPR8	19
ETPR-3E3	20	LPNB-10	4	RIR-10KD	7	STPR-56	20	UR-10	21
ETPR-3E6	20	LPNB-12	4	RIR-10S	7	STPR-8	20	UR-11	21
ETPR-3S	20	LPNB-15	4	RIR-16	7	STPR-83	20	UR-111/S	21
ETPR-3S3	20	LPNB-18	4	RIR-16KD	7	STPR-86	20	UR-12	21
ETPR-3S6	20	LPNB-20	4	RIR-16S	7	SWS1224	10	UR-13	21
ETPR-5E	20	LPNS-11	4	RIR-24	7	SWS1236	10	UR-5	21
ETPR-5E3	20	LPNS-15	4	RIR-24KD	7	SWS1248	10	US1524-3	22
ETPR-5E6	20	LPNS-19	4	RIR-24S	7	SWS1260	10	US1827-3	22
ETPR-5S	20	MBD	23	RIR-7	7	T437A	24	US2135-3	22
ETPR-5S3	20	MC1313	23	RIR-7KD	7	T437A3	24	USR7	18
ETPR-5S6	20	MC1319	23	RIR-7S	7	T437A6	24	UTR-10	20
EXD2036	11	MC1326	23	RIUTR-10	7	T438A	24	UTR-11	20
EXD2042	11	MC1338	23	RIUTR-16	7	T438A3	24	UTR-12	20
EXD2048	11	MC2472-2	26	RIUTR-4	7	T438A6	24	UTR-15	20
EXD2054	11	MC2472-3	26	RIUTR-7	7	T439A	24	UTR-18	20
EXD2060	11	MC2472-4	26	RIW-13	7	T439A3	24	UTR-20	20
EXD2436	11	MD2024	23	RIW-13S	7	T439A6	24	UTR-5	20
EXD2442	11	MD2036	23	RIW-29	7	T440A	24	UTR-9	20
EXD2448	11	MD2042	23	RIW-29S	7	T440A3	24	W28U	29
EXD2454	11	MD2048	23	SA2036	13	T440A6	24	W3TD-1	25
EXD2460	11	MD2054	23	SA2042	13	T445A	24	W3TD-3	25
FBR-18	14	MD2060	23	SA2048	13	T445A3	24	WA02	2
FBR-27	14	MD2424	23	SA2054	13	T445A6	24	WA03	2
FTDR-3	22	MD2436	23	SA2060	13	T446A	24	WA04	2
FTDR-3/PP	22	MD2442	23	SA2436	13	T446A3	24	WA05	2
FTDR-4	22	MD2448	23	SA2442	13	T446A6	24	WDS1410	18
FTDR-4/PP	22	MD2454	23	SA2448	13	T447A	24	WPC2539	17
GRD	23	MD2460	23	SA2454	13	T447A3	24	WS02	2
GRD2	23	MW245/P	6	SA2460	13	T447A6	24	WS03	2
GRR-6	26	MW245/S	6	SC2036	13	T448A	24	WS04	2
GRR-63	26	MW247/P	6	SC2042	13	T448A3	24	WS05	2
GRR-8	26	MWS1824	10	SC2048	13	T448A6	24	WSS-1152	8
GRR-83	26	MWS2424	10	SC2054	13	TA2036	13	XBPT-1	23
HD2024	11	OT-6	26	SC2060	13	TA2042	13	XBPT-1AB	23
HD2036	11	OT-63	26	SC2436	13	TA2048	13	XBPT-2	23
HD2042	11	OT-6D	26	SC2442	13	TA2054	13		
HD2048	11	OT-8	26	SC2448	13	TA2060	13		
HD2054	11	OT-83	26	SC2454	13	TA2436	13		
HD2060	11	OT-8D	26	SC2460	13	TA2442	13		
HD2072	11	P1030-W	28	SL6	15	TA2448	13		
HD2424	11	P1218-W	28	SL8	15	TA2454	13		
HD2436	11	P1224-W	28	SM-4	18	TA2460	13		
HD2442	11	P1230-W	28	SORT-4	18	TBWS2036	10		
HD2448	11	P1826-W	28	SPCD-A	23	TBWS2048	10		
HD2454	11	P926-W	28	SPCD-S	23	TBWS2060	10		
HD2460	11	PB1826-3	14	SRS-11	18	TCA-5	17		
HD2472	11	PBA001	15	SRS-7	18	TDC2937A-2	22		
HDKD20	2	PBA405A	15	SSPR-3E	20	TDC2937A-3	22		
HT307	8	PBA406	15	SSPR-3E3	20	TDC2953A-2	22		



TERMS & CONDITIONS - WARRANTY

GENERAL INFORMATION

- These Terms and Conditions supersede all previous Terms and Conditions and are incorporated into any quotation, purchase order or invoice supplied to customer (Customer) and apply to any and all "goods and materials" (Goods) sold or provided by Channel Manufacturing (Channel).
- All prices shown shall be paid by Customer in U.S. Dollars. Customer shall pay Channel as set forth per Channel's invoice(s).
- All prices, specifications and discounts are subject to change without notice. Channel reserves the right to make changes to Goods in, but not limited to, design or material when deemed necessary and at their sole discretion. This also extends to, but is not limited to, policies, procedures agreements, etc.
- All Goods are priced and shipped F.O.B. Channel's respective factory (Port Washington, NY or Medley, FL) and all freight and shipping charges are the responsibility of and shall be paid by Customer. Manner of shipping and routing of shipments is at the discretion of Channel, unless directed otherwise in writing by Customer and agreed to in writing by Channel.
- Purchase orders may be sent to Channel via either of the following means:
 - Emailed (preferred) to: orders@channelmfg.com
 - Faxed to: (516) 944-0625
 - Mailed to: Channel Manufacturing
55 Channel Drive
Port Washington, NY 11050 USA
- All orders are contingent upon Channel's acceptance.
- Channel's prices are exclusive of Federal Excise, Municipal, Usage or any and all other taxes. Customer shall have the sole responsibility for payment of all such taxes with respect to the purchase of any Goods. If the sale of Goods is subject to state sales tax, or other charge, Customer shall pay such tax or charge upon the request of Channel. If Customer is a tax-exempt entity, Customer shall present all appropriate documentation for any tax exemption to Channel prior to placing its order.
- Payment Terms: Customer shall pay all invoices in U.S. Dollars within thirty (30) days from the date of Channel's invoice, unless otherwise specified on the invoice.
- Channel will ship via requested carrier when possible, otherwise a carrier of Channel's choice will be selected. Freight charges, including but not limited to, freight charge differences, waiting fees, accessorial fees (lift gate, lumber, special handling, etc.) are the responsibility of Customer.
- Goods ship from Channel's factory in first class condition. Title to the Goods and any risk of loss associated with the Goods shall pass to Customer at the time of delivery of the Goods to the carrier for shipment to Customer. In the event Customer or its agent or representative picks up the Goods at Channel's factory or Channel delivers the Goods, title and risk of loss pass to Customer at the time of pick up by Customer, its agent or representative or shipment by Channel. With regard to Goods that are returned to Channel, title and risk of loss remains with Customer until receipt and acceptance of the Goods by Channel. All claims for damage and shortage in transit shall be made by Customer with the carrier, and Customer holds Channel harmless for all such claims.
- All orders are shipped Prepaid and Add unless otherwise specified and approved by Channel.
- All weights listed are estimated.
- Minimum charge for any single transaction is \$25.00 Net, exclusive of freight or accessorial charges.
- No part of this catalog may be reproduced in any manner without written permission from Channel.
- Customer assumes all responsibilities, risks and liabilities, including but not limited to, determining the use, application, suitability and proper installation of Goods.
- Force Majeure. Channel will be excused from any delay or failure in its performance of its obligations where the delay or failure is due, in whole or in part, directly or indirectly, to a cause beyond Channel's reasonable control including, without limitation, labor difficulties, riots, fire, weather, casualty, accidents, acts of God, acts of terrorism, civil disorder, war, shortage of labor or materials or governmental acts or restrictions. Upon any of the above events, Channel will have the additional right to extend the time to provide the Goods or to cancel any open purchase orders without any resulting liability to Channel.

RETURNS

- Only "stock" Goods in new and unused condition, original packaging, and palletized will be considered for return. Stainless steel, custom-manufactured and low volume Goods will NOT be accepted and are NOT eligible for return.
- To return Goods, Customer must contact Channel within thirty (30) days of the date on Channel's invoice to request a Return Authorization (RA) number and provide photos per Channel's direction. No returns will be accepted without an RA number.
- All Goods, if accepted for return, will be subject to a minimum forty percent (50%) or \$100.00 restocking charge, whichever is greater. Channel has sole discretion to determine, after examination, whether returned Goods are defective or eligible for return. Customer's sole remedy for returned Goods that have been found to be defective or eligible for return shall be either, in Channel's sole discretion: (a) repair of the returned Goods, (b) replacement of the returned Goods; or (c) reimbursement via credit memo of the amount paid by Customer for the returned Goods, subject to the restocking fee.
- All freight or express charges are the responsibility of the customer and must be prepaid.
- All Goods must be properly packed to prevent damage in transit. The RA number must be clearly written and visible on all cartons, or on two (2) adjacent sides of the packaging of each pallet.

CREDIT & COLLECTION

- No Goods will be shipped to any Customer that is not in good standing with Channel.
- If Channel finds it is necessary to turn a Customer over to collections, all charges incurred by Channel in doing so will be the responsibility of the Customer.

WARRANTY

- Channel warrants to the original purchaser of a piece of new Channel equipment, the equipment thereof, to be free from manufacturer's defects in materials or workmanship, under normal and proper use in a traditional food service application, and upon proper installation and maintenance, for a period of:
 - Economy Series – One (1) year from date of Channel's invoice.
 - Standard Series – Five (5) years from date of Channel's invoice.
 - LifeTime Tough Series – limited lifetime from date of Channel's invoice.
- All warranty claims must be made directly through Channel. All claims must include: model number, proof of purchase of the equipment, photos of items and any applicable information supporting the existence of an alleged defect.
- Channel's sole obligation under this warranty is limited to, at the sole discretion of Channel, either repair or replacement, subject to the additional limitations below:
- Warranty does not cover casters or standard wear parts.
- Warranty does not cover freight charges.
- Warranty does not cover damage due to shipping / logistics.
- Warranty does not cover profit loss, food loss, economic loss, or any special, direct, indirect, consequential or inconsequential damages.
- Any changes or alterations of original equipment or parts voids warranty.
- Warranty does not apply to occurrences due to neglect or abuse of equipment and / or improper installation and maintenance, as determined by Channel. The Channel product must not be loaded beyond the product's intended capacity, as determined by Channel.
- Channel warrants that the aluminum products listed in their most recent product reference guide (casters and other fastening devices excluded) will not rust for the period of time the original purchaser owns it, provided the products are used within the following guidelines: (a) the Channel product must be used in a traditional food service application (b) the Channel product must be cleaned and properly maintained on a regular / periodic basis (every 3 to 4 weeks) following recommended industry standards, using an appropriate cleaning agent, in accordance with the instructions for use printed on the cleaning agent's label.
- Claims must be sent to: sales@channelmfg.com or to Channel Mfg. - 55 Channel Dr. - Port Washington, NY 11050. If requested, the damaged product will be returned to the above address at the owner's expense for inspection and approval.
- This warranty does not apply to, and Channel is not responsible for, any warranty claims for products sold, installed, or used outside the United States.

01/2023

CHANNEL[®]

Product Reference Guide

Tel: 866-712-7283 • Fax: 516-944-0625
channelmfg.com • sales@channelmfg.com

55 Channel Drive
Port Washington, NY 11050

8730 NW 100th St
Medley, FL 33178

